

The European Chambers' System

Facts and figures about
EUROCHAMBRES' network

June 2010



Your contacts at EUROCHAMBRES:

Ms. Guendalina COMINOTTI

Press & Communications Officer

cominotti@eurochambres.eu

Tel: +32 2 282 08 66 - Fax: +32 2 230 00 38

Ms. Tessa DELVILLE

Press & Communications Assistant

delville@eurochambres.eu

Tel: +32 2 282 08 89 - Fax: +32 2 230 00 38



EUROCHAMBRES, the Association of European Chambers of Commerce and Industry

Chamber House, Avenue des Arts 19 A/D - B-1000 Brussels

Tel: +32 2 282 08 50 - Fax: +32 2 230 00 38

eurochambres@eurochambres.eu

www.eurochambres.eu

© EUROCHAMBRES, May 2010

Contents may be reproduced, provided the source is explicitly stated.

Our survey is updated annually. Members are solely responsible for the provision of interim modifications.

INDEX

INTRODUCTION	5
GENERAL CHARTS.....	6
Total Number of Chambers.....	7
Location of Chambers.....	8
Type of Affiliation	9
Sources of Finance (%)	10
Participation in the Tripartite Social Dialogue (Total %).....	11
Distribution of Businesses.....	12
Sector of Businesses	13
Size of Businesses	14
MEMBERS BY DATE OF AFFILIATION.....	15
EU COUNTRIES.....	17
AUSTRIA	18
BELGIUM.....	19
BULGARIA.....	20
CYPRUS.....	20
CZECH REPUBLIC.....	21
DENMARK.....	22
ESTONIA.....	23
FINLAND	24
FRANCE.....	25
GERMANY.....	26
GREECE.....	27
HUNGARY.....	28
(Magyar Kereskedelmi és Iparkamara).....	28
IRELAND	29
ITALY.....	30
LATVIA	31
LITHUANIA.....	32
LUXEMBOURG	33
MALTA.....	34
THE NETHERLANDS.....	35
POLAND.....	36
PORTUGAL.....	37
ROMANIA.....	38
SLOVAKIA.....	39
SLOVENIA.....	40
SPAIN.....	41
SWEDEN.....	42
UNITED KINGDOM	43
EASTERN EUROPE COUNTRIES.....	44
ARMENIA	45
AZERBAIJAN*	46

BELARUS	47
GEORGIA	48
MOLDOVA	49
RUSSIAN FEDERATION	50
UKRAINE	51
WESTERN BALKAN COUNTRIES	52
ALBANIA	53
BOSNIA AND HERZEGOVINA	54
CROATIA	55
FYR OF MACEDONIA	56
MONTENEGRO	57
SERBIA	58
EFTA COUNTRIES	59
ICELAND	60
NORWAY	61
SWITZERLAND	62
MEDITERRANEAN COUNTRIES	63
ISTRUEL	64
TURKEY	65
TRANSNATIONAL ORGANISATIONS	66
INSULEUR	67

INTRODUCTION

European Chambers of Commerce and Industry

European Chambers of Commerce and Industry are the oldest in the world, in some cases the largest in the world – and as a group – certainly among the most diverse in the world.

While dating back to 1599 and proud to boast 400 years of support to the business community, European Chambers are today engaged in the promotion of the most advanced technologies, the best management practices, and providing the most up-to-date services.

Every year European Chambers help to create 700,000 new companies, train almost 3,000,000 people and support the internationalisation of over 1,000,000 enterprises.

EUROCHAMBRES, the Association of European Chambers of Commerce and Industry, is the sole European body that serves the interests of every sector and every size of business – due to the multisectoral membership of Chambers – and the only one so close to business, as a result of the Chambers' regional focus.

It represents 46 members (45 national associations of Chambers of Commerce and Industry and 1 Transnational Chamber Organisation), a European network of 2,000 regional and local Chambers with over 20 million member enterprises in Europe.

93% of these enterprises are SMEs, of which 77% are small (1-49 employees) and 16% are medium sized (50-249 employees). 92.6% of the member enterprises are based in the EU.

Membership history

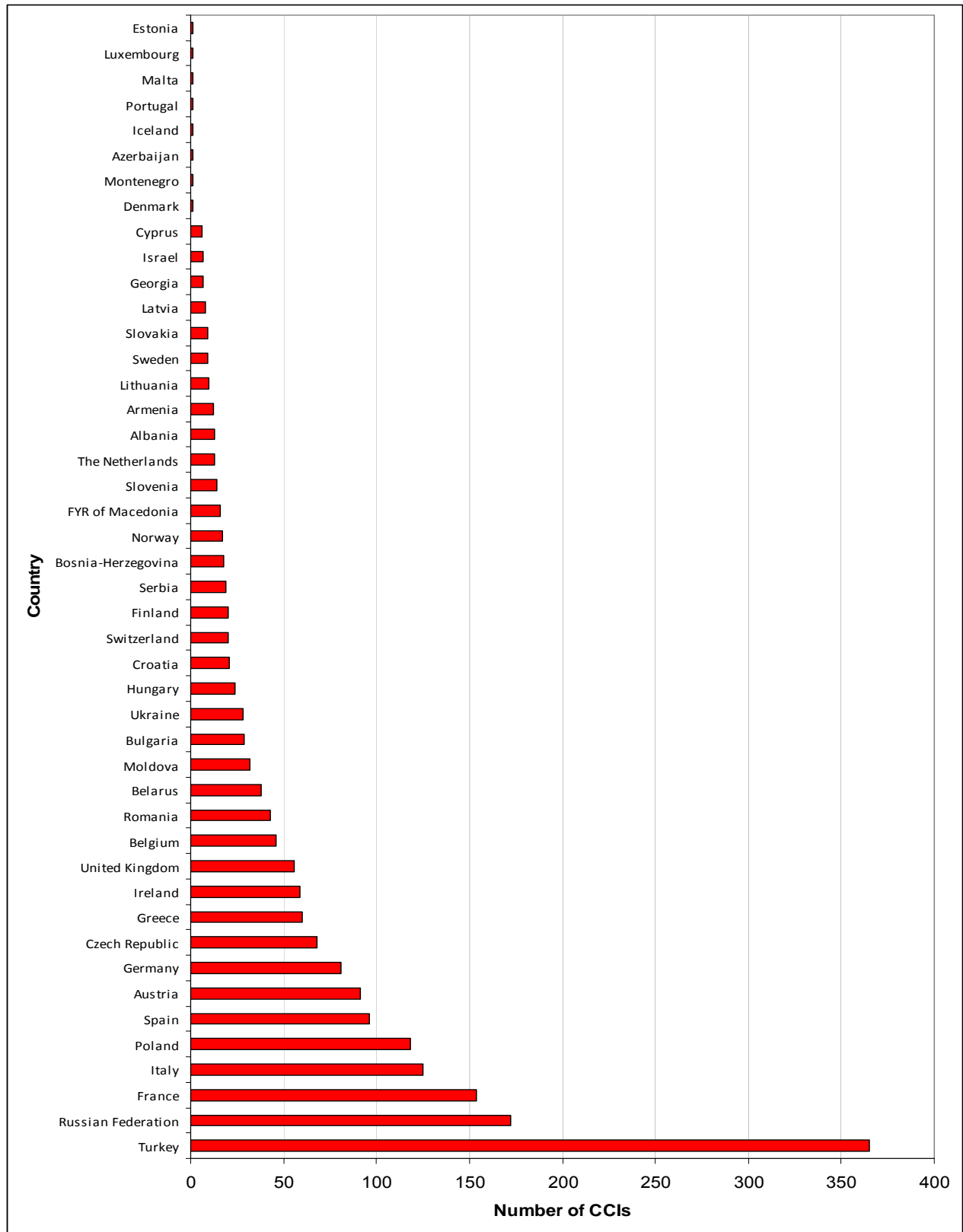
EUROCHAMBRES was founded in 1958 as the “Conférence Permanente des Chambres de Commerce et d’Industrie de la CEE” by six members (Belgium, the Netherlands, Luxembourg, Italy, Germany and France) with the mission to promote the views of the Chamber organisations on the unification of national legislation at European level and to form opinions regarding the modifications to be made to commercial legislation. An important objective of the Conférence was also to bring closer competences in order to provide an example of the European cooperation of the highest quality level.

The Conférence Permanente held its first assembly in Strasbourg on 28 February 1958. The year 1961 saw the creation of the first technical committees and four new members joined. A permanent Secretariat was created in 1977 (prior to that, the various countries assumed the role in turn).

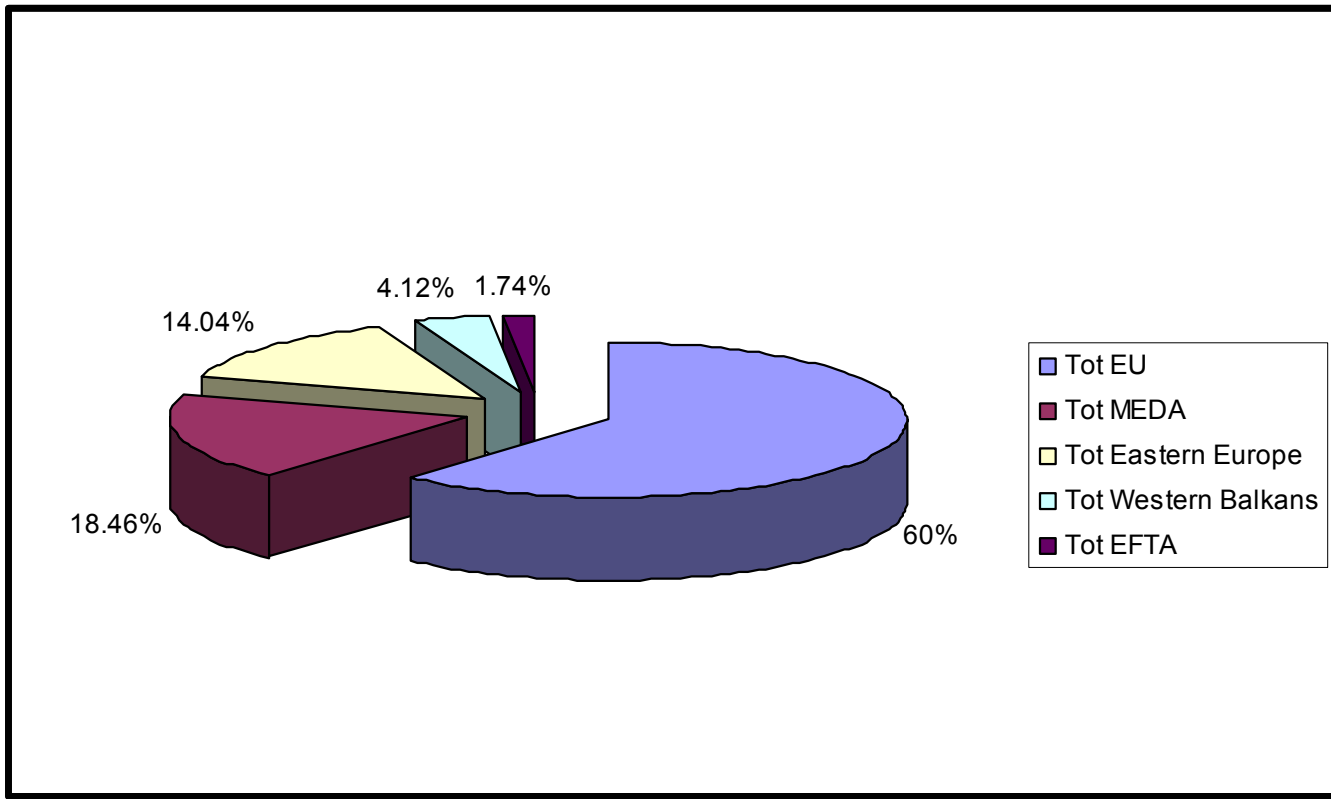
EUROCHAMBRES, the Association of European Chambers of Commerce and Industry was registered as an International non profit organisation in Belgium (Aisbl – Association internationale à but non lucratif) in 1977. Today it counts 46 members.

GENERAL CHARTS

Total Number of Chambers

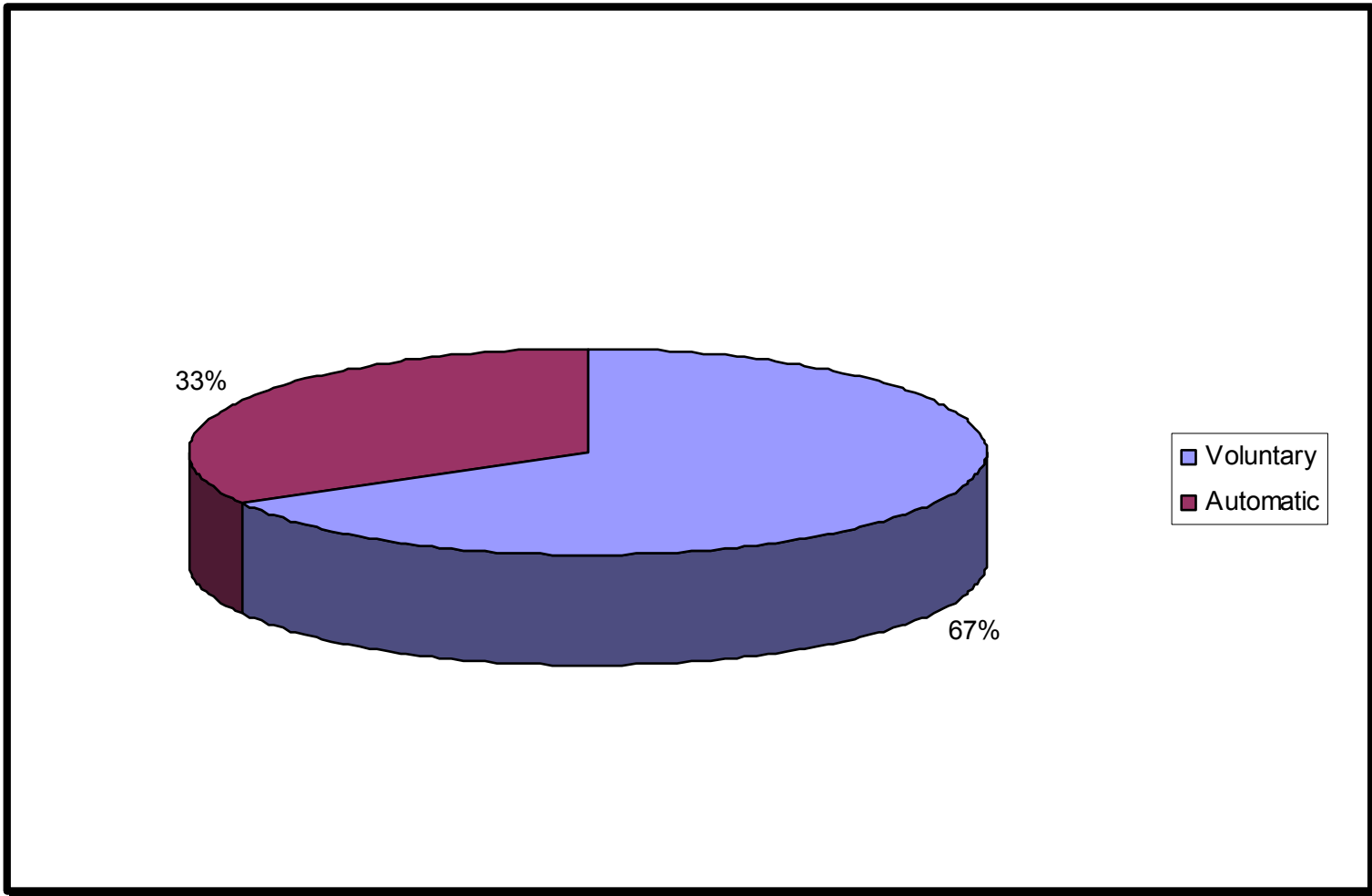


Location of Chambers



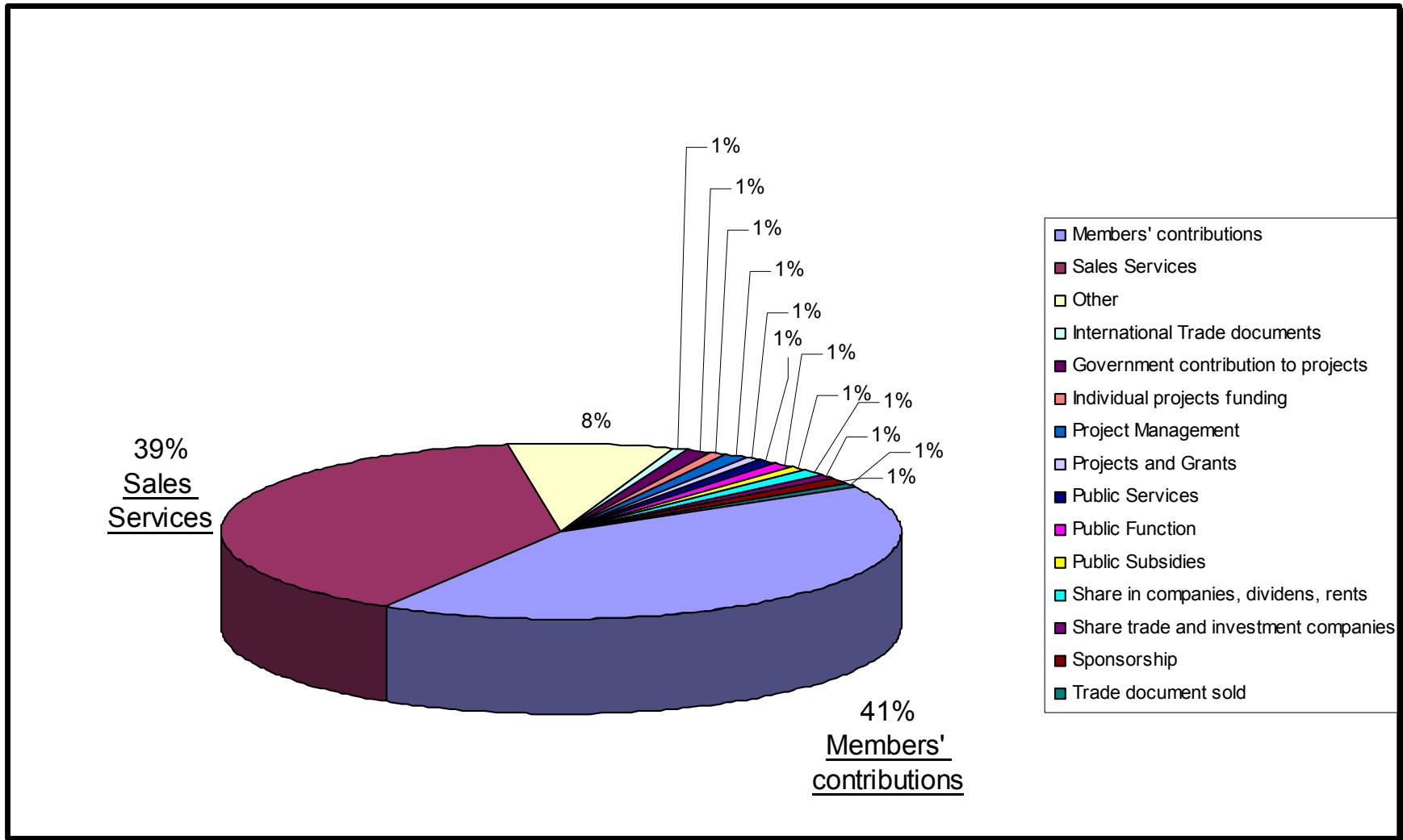
In the EU 27, there are 1159 regional and local Chambers (60% of total).

Type of Affiliation



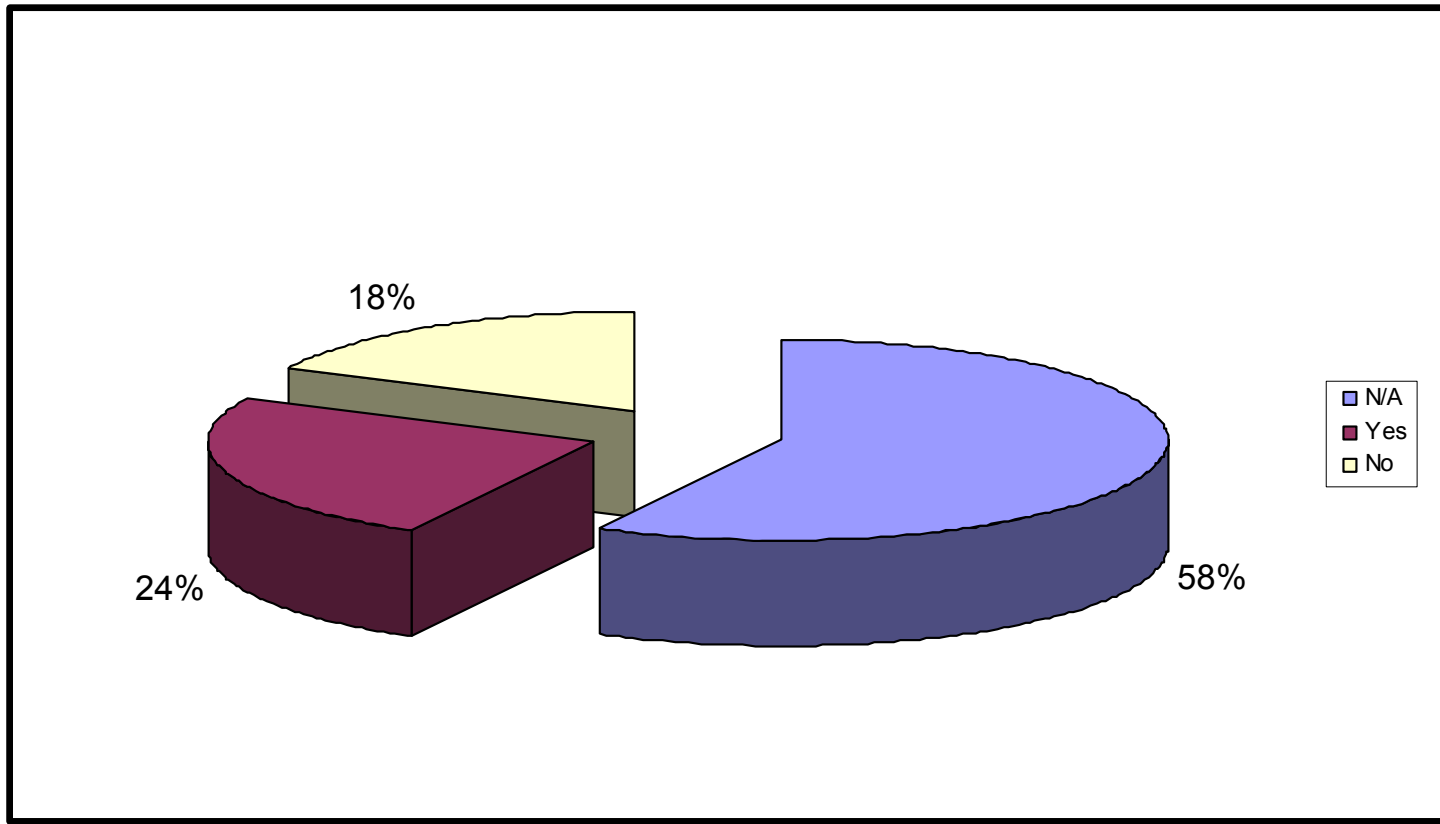
Membership of businesses is voluntary in 67% of cases.
This percentage increases to 70% in the EU 27.

Sources of Finance (%)



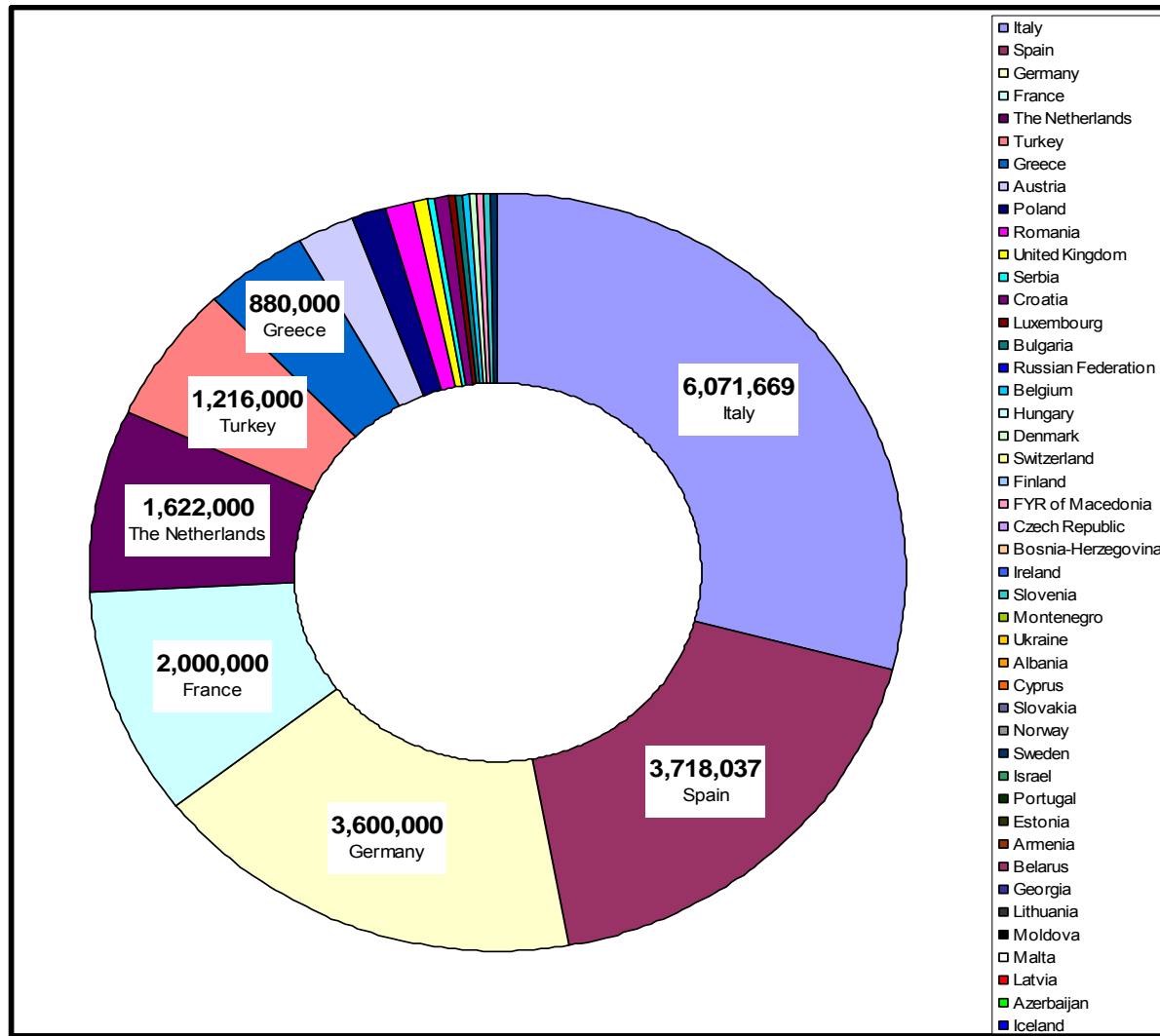
Members' contribution are the main source of Chambers' finance (41%), followed by the sales of services (39%). In the EU members' contribution account for 43%, while sales of services for 33%.

Participation in the Tripartite Social Dialogue
(Total %)



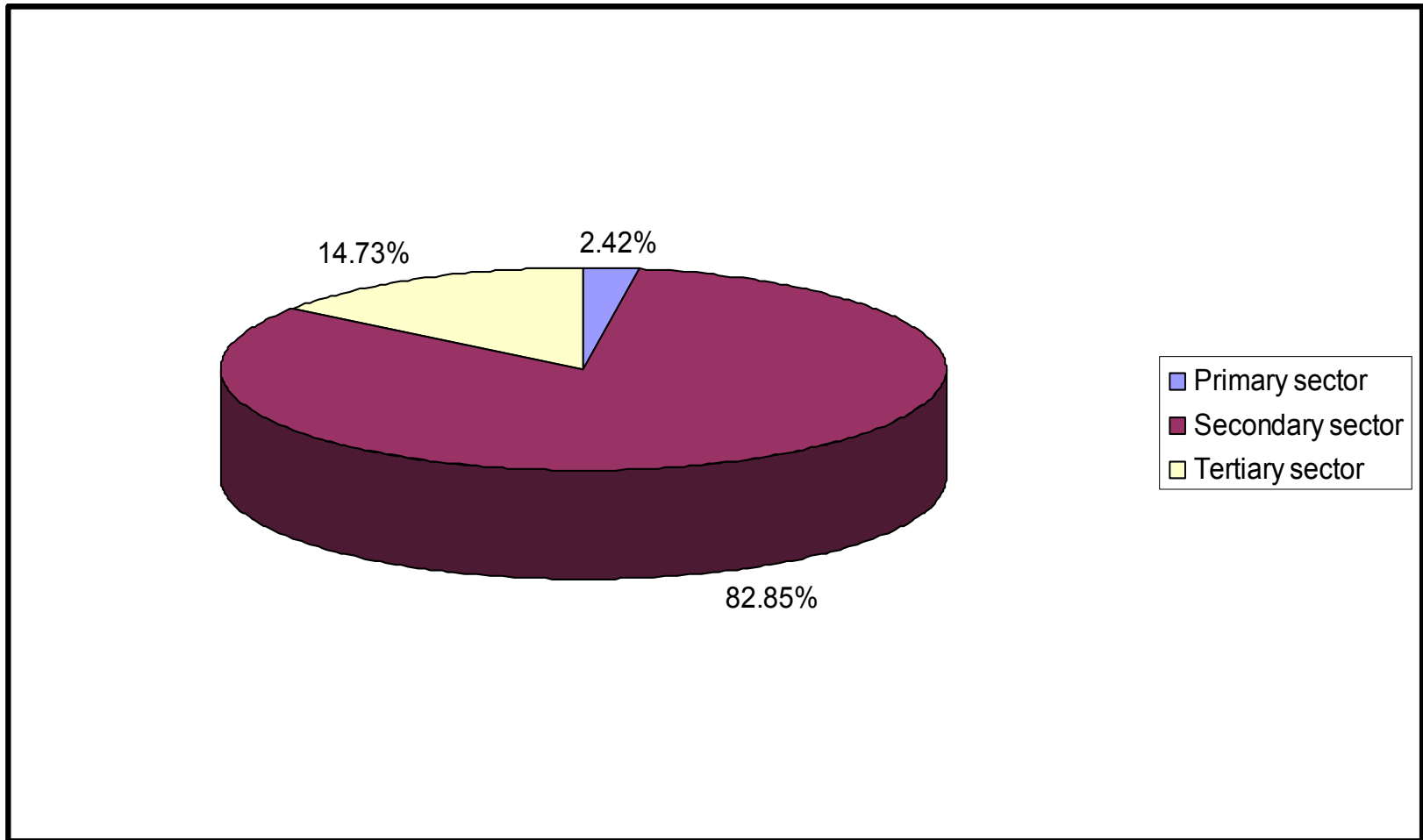
24% of Chambers are involved in the Tripartite Social Dialogue at national level. 18% of them aren't. In the EU these figures increase respectively to 33% and 26%.

Distribution of Businesses



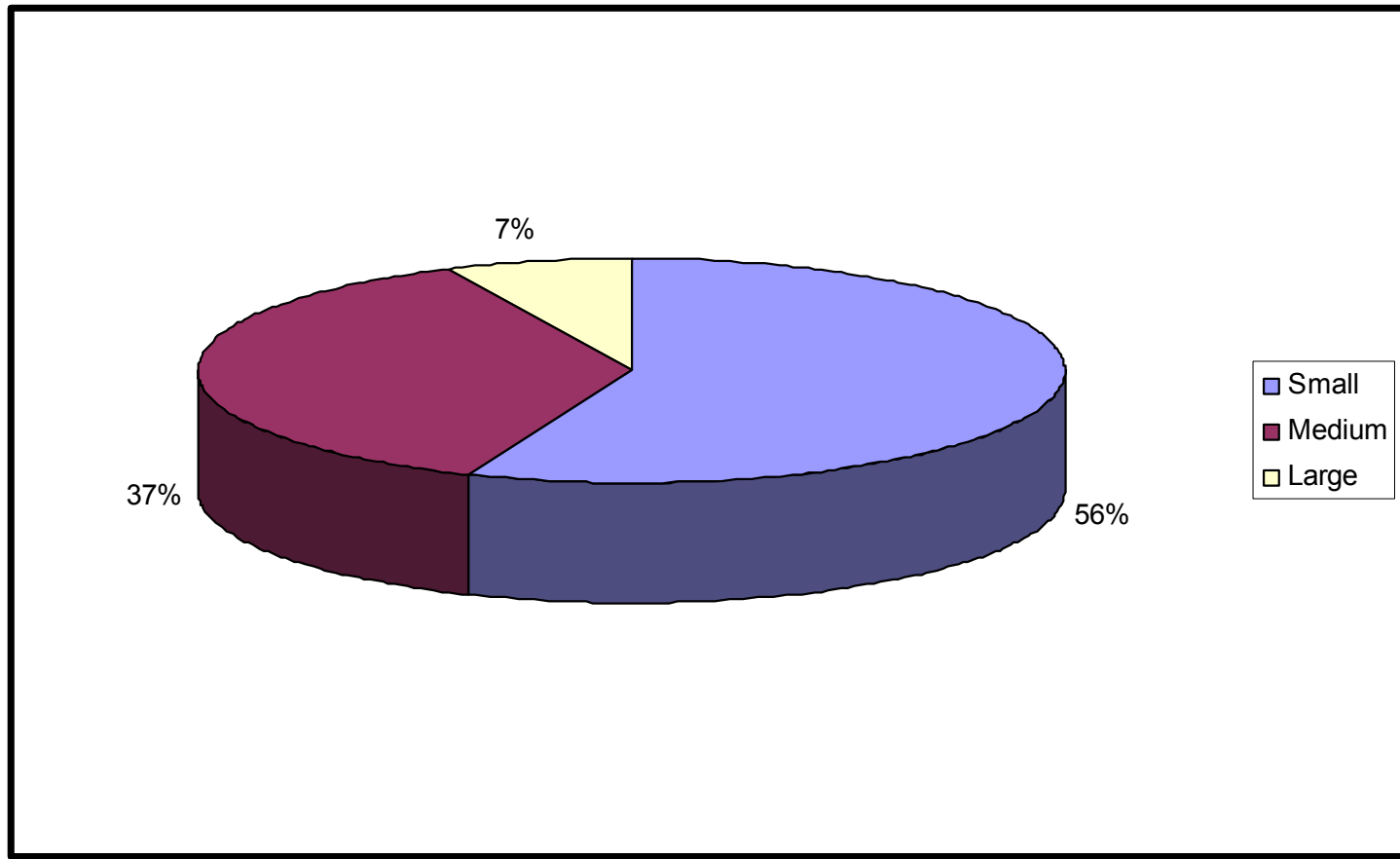
EUROCHAMBRES' members represent 20,540,998 businesses.
 19,015,047 of them (92.57%) are based in the EU 27.

Sector of Businesses



82.85% of members' businesses operate in the Secondary Sector, 14.73% in the Tertiary Sector and 2.42% in the Primary Sector. In the EU, businesses are more equally distributed. The repartition is as follows: Secondary Sector (51.38%), Tertiary Sector (44.70%), and Primary Sector (3.91%).

Size of Businesses



93% of member businesses are SMEs. Of these, 56% are small and 37% are medium. SMEs in the EU account for 98% of the total (97% small and 1% medium).

MEMBERS BY DATE OF AFFILIATION

	COUNTRY	EUROCHAMBRES' MEMBER	SINCE	CURRENT STATUS
1.	Belgium	Federation of Chambers of Commerce and Industry of Belgium	February 28, 1958	Full member
2.	France	The Assembly of French Chambers of Commerce and Industry	February 28, 1958	Full member
3.	Germany	Association of German Chambers of Industry and Commerce	February 28, 1958	Full member
4.	Italy	Association of Italian Chambers of Commerce, Industry, Craft and Agriculture	February 28, 1958	Full member
5.	Luxembourg	Chamber of Commerce of the Grand Duchy of Luxembourg	February 28, 1958	Full member
6.	Netherlands	The Netherlands Chamber of Commerce	February 28, 1958	Full member
7.	Denmark	Danish Chamber of Commerce	August 30, 1961	Full member
8.	Greece	Union of Hellenic Chambers of Commerce	August 30, 1961	Full member
9.	Ireland	Chambers Ireland	August 30, 1961	Full member
10.	United Kingdom	The British Chambers of Commerce	August 30, 1961	Full member
11.	Turkey	Union of Chambers and Commodity Exchanges of Turkey	June 17, 1966	Affiliated member
12.	Austria	The Austrian Federal Economic Chamber	November 22, 1966	Full member
13.	Israel	Federation of Israeli Chambers of Commerce	April 28, 1967	Correspondent member
14.	Norway	The Association of Norwegian Chambers of Commerce	December 1, 1967	Affiliated member
15.	Spain	High Council of Chambers of Commerce, Industry and Navigation of Spain	December 1, 1967	Full member
16.	Sweden	The Association of Swedish Chambers of Commerce and Industry	December 1, 1967	Full member
17.	Cyprus	Cyprus Chamber of Commerce and Industry	May 10, 1974	Full member
18.	Switzerland	Chambers of Commerce and Industry of Switzerland	May 10, 1974	Affiliated member
19.	Portugal	Portuguese Chamber of Commerce and Industry	November 28, 1980	Full member
20.	Finland	The Central Chamber of Commerce of Finland	April 9, 1987	Full member
21.	Iceland	Iceland Chamber of Commerce	October 5, 1989	Affiliated member
22.	Malta	The Malta Chamber of Commerce, Enterprise and Industry	October 5, 1989	Full member
23.	Hungary	Hungarian Chamber of Commerce and Industry	April 20, 1990	Full member

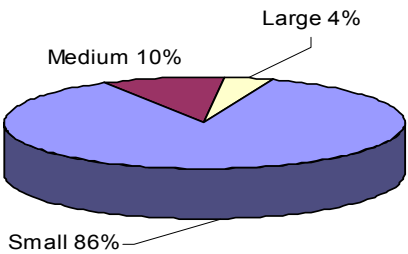
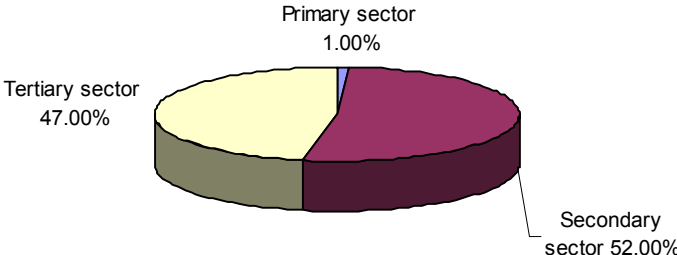
24.	Poland	Polish Chamber of Commerce	October 17, 1991	Full member
25.	Slovenia	Chamber of Commerce and Industry of Slovenia	December 8, 1992	Full member
26.	Estonia	Estonian Chamber of Commerce and Industry	October 7, 1993	Full member
27.	Latvia	Latvian Chamber of Commerce and Industry	October 7, 1993	Full member
28.	Lithuania	Association of Lithuanian Chambers of Commerce, Industry and Crafts	October 7, 1993	Full member
29.	Romania	Chamber of Commerce and Industry of Romania	October 7, 1993	Full member
30.	Slovakia	Slovak Chamber of Commerce and Industry	October 7, 1993	Full member
31.	Bulgaria	Bulgarian Chamber of Commerce and Industry	October 3, 1994	Full member
32.	Czech Republic	Czech Chamber of Commerce	October 3, 1994	Full member
33.	Russian Federation	Chamber of Commerce and Industry of the Russian Federation	April 23, 1999	Affiliated member
34.	Croatia	Croatian Chamber of Economy	April 22, 1977*/ April 13, 2000	Affiliated member
35.	Bosnia & Herzegovina	Foreign Trade Chamber of Bosnia & Herzegovina	April 22, 1977*/ October 19, 2001	Affiliated member
36.	Serbia	Serbian Chamber of Commerce	April 22, 1977*/ October 19, 2001	Affiliated member
37.	Montenegro	Chamber of Economy of Montenegro	April 22, 1977*/ October 4, 2006**	Affiliated member
38.	Albania	Union of Chambers of Commerce and Industry of Albania	October 10, 2002	Affiliated member
39.	Belarus	Belarusian Chamber of Commerce and Industry	October 10, 2002	Affiliated member
40.	Moldova	Chamber of Commerce and Industry of the Republic of Moldova	October 10, 2002	Affiliated member
41.	Ukraine	Ukrainian Chamber of Commerce and Industry	October 10, 2002	Affiliated member
42.	FYR of Macedonia	Economic Chamber of FYR of Macedonia	April 22, 1977*/ May 22, 2003	Affiliated member
43.	Armenia	Chamber of Commerce and Industry of the Republic of Armenia	October 20, 2004	Affiliated member
44.	Georgia	Georgian Chamber of Commerce and Industry	October 20, 2004	Affiliated member
45.	Azerbaijan	Chamber of Commerce and Industry of the Azerbaijan Republic	May, 20, 2005	Affiliated member
46.	INSULEUR	Network of Insular Chambers of Commerce and Industry of the EU	June 7, 2000	Correspondent member

* Date of accession of Yugoslavia to EUROCHAMBRES

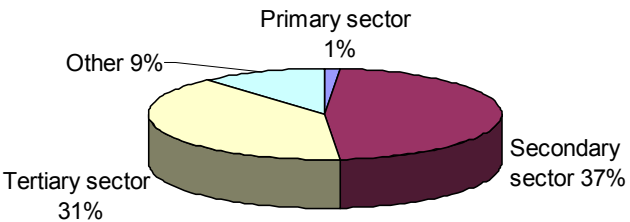
** Until the country separation in June 2006, Chamber of Economy of Montenegro has been represented by the Chamber of Commerce and Industry of Serbia

EU COUNTRIES

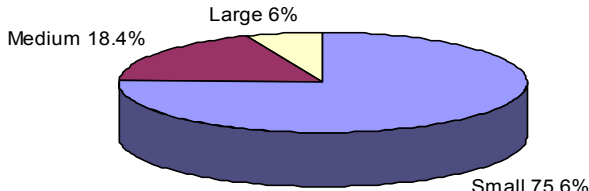
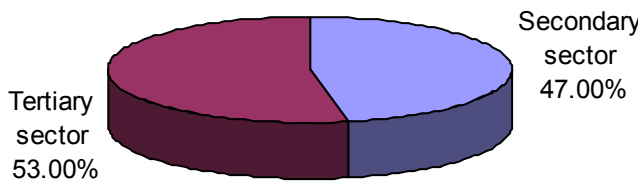
AUSTRIA										
MEMBER OF EUROCHAMBRES		THE AUSTRIAN FEDERAL ECONOMIC CHAMBER (WKÖ - WIRTSCHAFTSKAMMER ÖSTERREICH)								
REGIONAL CHAMBERS		<ul style="list-style-type: none"> • 9 Regional Chambers 								
LOCAL CHAMBERS		<ul style="list-style-type: none"> • None 								
CHAMBERS OFFICES/ CHAMBERS ABROAD		<ul style="list-style-type: none"> • 82 district offices, more than 100 trade promotion and service centres in 72 countries 								
DESION-MAKING BODIES AND MANDATE		<ul style="list-style-type: none"> • Economic Parliament (re-elected every 5 years) • President (5 years) • Presiding Committee and Management (5 years) • Enlarged Presiding Committee 								
ACTIVITIES		<ul style="list-style-type: none"> • Representing the interests of members • Participation in the Law Making Process • Information / Advisory Service • Promotion of economic development • Training–WIFI Institute for Economic Promotion • Austrian Trade–Export Trade Organisation • Women in Business • Business Start up–Service/Junior Chamber • Arbitration and/or conciliation services • Advisory role vis-à-vis public authorities and regions 								
PERFORMED UNDER GOVERNMENT MANDATE		<ul style="list-style-type: none"> • Social partner at government level • Negotiations with State/Unions/Management • Export documentation–Certificates of origin* • Certificates as master craftsman* 								
(*Tasks exclusive to Chambers)										
FINANCING (% of total revenue)		<ul style="list-style-type: none"> • Members' contributions (100%) 								
MOST RECENT LEGISLATIVE BASIS FOR CHAMBERS (adopted by Parliament*)		<ul style="list-style-type: none"> • 1998 (amended in 2001 and 2006) 								
DO YOU PARTICIPATE TO THE TRIPARTITE SOCIAL DIALOGUE AT NATIONAL LEVEL?		<ul style="list-style-type: none"> • Social Dialogue is very strong and WKÖ participates, but it is not tripartite. It involves employers and trade unions. On the employers side the WKÖ is the most important. 								
BODY OVERSEEING CHAMBERS OF COMMERCE SYSTEM		<ul style="list-style-type: none"> • Minister of Economic Affairs 								
TYPE OF AFFILIATION		<ul style="list-style-type: none"> • Automatic 								
TOTAL NUMBER OF MEMBERS REPRESENTED BY THE ORGANISATION		<ul style="list-style-type: none"> • Active members 418.439 								
		*(2010)								
TYPE OF MEMBERS		<ul style="list-style-type: none"> • Companies 								
MEMBERSHIP INFO										
SIZE OF ENTERPRISES		<table border="1"> <caption>Size of Member Enterprises</caption> <thead> <tr> <th>Size</th> <th>Percentage</th> </tr> </thead> <tbody> <tr> <td>Small</td> <td>98%</td> </tr> <tr> <td>Medium</td> <td>1.6%</td> </tr> <tr> <td>Large</td> <td>0.4%</td> </tr> </tbody> </table>	Size	Percentage	Small	98%	Medium	1.6%	Large	0.4%
Size	Percentage									
Small	98%									
Medium	1.6%									
Large	0.4%									
SECTOR OF MEMBER ENTERPRISES		<table border="1"> <caption>Sector of Member Enterprises</caption> <thead> <tr> <th>Sector</th> <th>Percentage</th> </tr> </thead> <tbody> <tr> <td>Tertiary sector</td> <td>42.60%</td> </tr> <tr> <td>Secondary sector</td> <td>33.10%</td> </tr> <tr> <td>Other</td> <td>29.30%</td> </tr> </tbody> </table>	Sector	Percentage	Tertiary sector	42.60%	Secondary sector	33.10%	Other	29.30%
Sector	Percentage									
Tertiary sector	42.60%									
Secondary sector	33.10%									
Other	29.30%									
QUALITY STARDARDS	Association	None								
	Local Chambers	None								
CONTACT		<p>Name: Christian Mandl (Head of EU-Department) Address: Wiedner Hauptstrasse 63, A-1045 , Vienna, Austria Phone: +43 5 90 900 / 4315 Fax: +43 5 90 900 250 / 224 E-mail: eu@wko.at Website: www.wko.at</p>								

BELGIUM									
MEMBER OF EUROCHAMBRES	FEDERATION OF CHAMBERS OF COMMERCE AND INDUSTRY OF BELGIUM FEDERATION DES CHAMBRES DE COMMERCE ET D'INDUSTRIE DE BELGIQUE FEDERATIE VAN KAMERS VOOR HANDEL & NIJVERHEID VAN BELGIË)								
REGIONAL CHAMBERS	<ul style="list-style-type: none"> • 3 Regional Associations 								
LOCAL CHAMBERS	<ul style="list-style-type: none"> • 15 Chambers (1 in Brussels, 6 in Wallonia, 8 in Flanders) 								
CHAMBERS OFFICES/ CHAMBERS ABROAD	<ul style="list-style-type: none"> • 27 Chambers abroad 								
DESION-MAKING BODIES AND MANDATE	<ul style="list-style-type: none"> • General Assembly (re-elected every year) • President (re-elected every 3 years) • Bureau and Board of Directors (3 years) • Accreditation Board for Chambers of Commerce and Industry in Belgium • Accreditation Board for Belgian and Belgian-Luxembourg Chambers of Commerce Abroad 								
ACTIVITIES	<ul style="list-style-type: none"> • Representing Chamber interests at national and international level • Coordination of Chamber activities • Responsible for quality of service delivery by Chambers through accreditation programme • Training of Chamber staff involved in issuing of trade documents • Management of system for electronic issuing of certificates of origin • Coordination of chambers as local registration authorities for digital certificates • Issuing of certificates of Origin / Visa's • Issuing of ATA carnets* 								
PERFORMED UNDER GOVERNMENT MANDATE									
(*Tasks exclusive to Chambers)									
FINANCING (% of total revenue)	<ul style="list-style-type: none"> • Members' contributions (20%) • Services (55%) • International Trade Documents (25%) 								
MOST RECENT LEGISLATIVE BASIS FOR CHAMBERS (adopted by Parliament*)	<ul style="list-style-type: none"> • 1977 								
DO YOU PARTICIPATE TO THE TRIPARTITE SOCIAL DIALOGUE AT NATIONAL LEVEL?	<ul style="list-style-type: none"> • 								
BODY OVERSEEING CHAMBERS OF COMMERCE SYSTEM	<ul style="list-style-type: none"> • None 								
TYPE OF AFFILIATION	<ul style="list-style-type: none"> • Voluntary 								
TOTAL NUMBER OF MEMBERS REPRESENTED BY THE ORGANISATION	<ul style="list-style-type: none"> • 33 000 								
TYPE OF MEMBERS	<ul style="list-style-type: none"> • Companies 								
MEMBERSHIP INFO									
SIZE OF ENTERPRISES	 <table border="1"> <caption>Size of Member Enterprises</caption> <thead> <tr> <th>Size</th> <th>Percentage</th> </tr> </thead> <tbody> <tr> <td>Small</td> <td>86%</td> </tr> <tr> <td>Medium</td> <td>10%</td> </tr> <tr> <td>Large</td> <td>4%</td> </tr> </tbody> </table>	Size	Percentage	Small	86%	Medium	10%	Large	4%
Size	Percentage								
Small	86%								
Medium	10%								
Large	4%								
SECTOR OF MEMBER ENTERPRISES	 <table border="1"> <caption>Sector of Member Enterprises</caption> <thead> <tr> <th>Sector</th> <th>Percentage</th> </tr> </thead> <tbody> <tr> <td>Tertiary sector</td> <td>47.00%</td> </tr> <tr> <td>Secondary sector</td> <td>52.00%</td> </tr> <tr> <td>Primary sector</td> <td>1.00%</td> </tr> </tbody> </table>	Sector	Percentage	Tertiary sector	47.00%	Secondary sector	52.00%	Primary sector	1.00%
Sector	Percentage								
Tertiary sector	47.00%								
Secondary sector	52.00%								
Primary sector	1.00%								
QUALITY STARDARDS	Association	Yes, ISO 9001, since 2000							
	Local Chambers	Yes, ISO 9001							
CONTACT	Name: Wouter Van Gulck (General Manager) Address: Avenue Louise 500, 1000 Brussels, Belgium Phone: +32 2 209 05 50 Fax: +32 2 209 05 68 E-mail: fedcci@cci.be Website: www.cci.be								

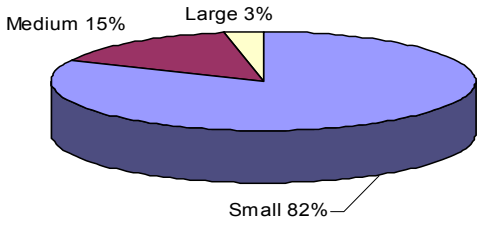
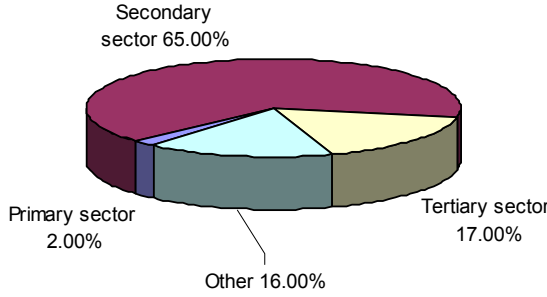
CYPRUS										
MEMBER OF EUROCHAMBRES	CYPRUS CHAMBER OF COMMERCE AND INDUSTRY									
REGIONAL CHAMBERS	<ul style="list-style-type: none"> None 									
LOCAL CHAMBERS	<ul style="list-style-type: none"> 5 Local Chambers 									
DESION-MAKING BODIES AND MANDATE	<ul style="list-style-type: none"> Council (re-elected every 3 years) Executive Committee (3 years) Higher Advisory Body (3 years) 									
ACTIVITIES	<ul style="list-style-type: none"> Representing the general interests of business Information / Advisory Service Promotion of economic development Training Arbitration and / or conciliation services Internationalisation Labour relations matters and negotiations with trade unions Operation of a large number of EU information services Sale/Promotion of business publications Secretarial services to Professional Associations Bar-coding service Issuing of certificates and ATA-CARNETS* Social partner at government level Apprenticeships* 									
PERFORMED UNDER GOVERNMENT MANDATE										
(*Tasks exclusive to Chambers)										
FINANCING (% of total revenue)	<ul style="list-style-type: none"> Members' contributions (25%) Sales of Services (75%) 									
MOST RECENT LEGISLATIVE BASIS FOR CHAMBERS (adopted by Parliament*)	<ul style="list-style-type: none"> 1968 									
DO YOU PARTICIPATE TO THE TRIPARTITE SOCIAL DIALOGUE AT NATIONAL LEVEL?	<ul style="list-style-type: none"> YES 									
BODY OVERSEEING CHAMBERS OF COMMERCE SYSTEM	<ul style="list-style-type: none"> None 									
TYPE OF AFFILIATION	<ul style="list-style-type: none"> Voluntary 									
TOTAL NUMBER OF MEMBERS REPRESENTED BY THE ORGANISATION	<ul style="list-style-type: none"> 8 000 									
TYPE OF MEMBERS	<ul style="list-style-type: none"> Companies 									
MEMBERSHIP INFO										
SIZE OF ENTERPRISES	<table border="1"> <caption>Size of Enterprises</caption> <thead> <tr> <th>Size</th> <th>Percentage</th> </tr> </thead> <tbody> <tr> <td>Small</td> <td>92.5%</td> </tr> <tr> <td>Medium</td> <td>6.50%</td> </tr> <tr> <td>Large</td> <td>1%</td> </tr> </tbody> </table>		Size	Percentage	Small	92.5%	Medium	6.50%	Large	1%
Size	Percentage									
Small	92.5%									
Medium	6.50%									
Large	1%									
SECTOR OF MEMBER ENTERPRISES	<table border="1"> <caption>Sector of Member Enterprises</caption> <thead> <tr> <th>Sector</th> <th>Percentage</th> </tr> </thead> <tbody> <tr> <td>Tertiary sector</td> <td>40.00%</td> </tr> <tr> <td>Primary sector</td> <td>1.00%</td> </tr> <tr> <td>Secondary sector</td> <td>59.00%</td> </tr> </tbody> </table>		Sector	Percentage	Tertiary sector	40.00%	Primary sector	1.00%	Secondary sector	59.00%
Sector	Percentage									
Tertiary sector	40.00%									
Primary sector	1.00%									
Secondary sector	59.00%									
QUALITY STARDARDS	Association	!								
QUALITY STARDARDS	Association	None								
	Local Chambers	None								
CONTACT	Name: Christian Mandl (Head of EU-Department) Address: Wiedner Hauptstrasse 63, A-1045 , Vienna, Austria Phone: +43 5 90 900 / 4315 Fax: +43 5 90 900 250 / 224 E-mail: eu@wko.at Website: www.wko.at									

CZECH REPUBLIC											
MEMBER OF EUROCHAMBRES	CZECH CHAMBER OF COMMERCE AND INDUSTRY (HOSPODÁŘSKÁ KOMORA ČESKÉ REPUBLIKY)										
REGIONAL CHAMBERS	<ul style="list-style-type: none"> • 14 Regional Chambers 										
LOCAL CHAMBERS	<ul style="list-style-type: none"> • None 										
CHAMBERS OFFICES/ CHAMBERS ABROAD	<ul style="list-style-type: none"> • 84 sectoral associations, unions and crafts on national level 										
DESION-MAKING BODIES AND MANDATE	<ul style="list-style-type: none"> • President (re-elected every 3 years) • Board of Directors (3 years) • Supervisory Board (3 years) • Congress (1 year) 										
ACTIVITIES	<ul style="list-style-type: none"> • Information / Advisory Service • Promotion of economic development • Vocational Training • Internationalisation and export promotion • Representing the general interests of business • Operating the network of the Information Points for Entrepreneurs providing the free information to run and develop business activities • Alternative dispute resolution (ADR) provider for Internet related disputes (done by Arbitration Court which is attached to Economic Chamber of the Czech Republic and Agricultural Chamber of Czech Republic) • Issuing and certifying trade documentation* • Operating CzechPoints (Czech Official Terminals to receive and issue certified documents from the Government registers) • Contact points for the Alternative Consumer Disputes Resolution • Contact points for conversion of documents for their use within the concept of e-government 										
PERFORMED UNDER GOVERNMENT MANDATE											
(*Tasks exclusive to Chambers)											
FINANCING (% of total revenue)	<ul style="list-style-type: none"> • Members' contributions (5%) • Sales of Services (95%) 										
MOST RECENT LEGISLATIVE BASIS FOR CHAMBERS (adopted by Parliament*)	<ul style="list-style-type: none"> • 1992 amended in 1994 										
DO YOU PARTICIPATE TO THE TRIPARTITE SOCIAL DIALOGUE AT NATIONAL LEVEL?	<ul style="list-style-type: none"> • President of the Chamber assists meetings of the Tripartite dialogue as an expert 										
BODY OVERSEEING CHAMBERS OF COMMERCE SYSTEM	<ul style="list-style-type: none"> • None 										
TYPE OF AFFILIATION	<ul style="list-style-type: none"> • Voluntary 										
TOTAL NUMBER OF MEMBERS REPRESENTED BY THE ORGANISATION	<ul style="list-style-type: none"> • 13 500 										
TYPE OF MEMBERS	<ul style="list-style-type: none"> • Companies, self employed entrepreneurs, membership through the local chambers or associations 										
MEMBERSHIP INFO											
SECTOR OF MEMBER ENTERPRISES	 <p>A 3D pie chart illustrating the distribution of member enterprises across different economic sectors. The chart is divided into four segments: a large dark red segment for the Secondary sector (37%), a yellow segment for the Tertiary sector (31%), a light blue segment for Other (9%), and a very small light green segment for the Primary sector (1%).</p> <table border="1"> <thead> <tr> <th>Sector</th> <th>Percentage</th> </tr> </thead> <tbody> <tr> <td>Primary sector</td> <td>1%</td> </tr> <tr> <td>Secondary sector</td> <td>37%</td> </tr> <tr> <td>Tertiary sector</td> <td>31%</td> </tr> <tr> <td>Other</td> <td>9%</td> </tr> </tbody> </table>	Sector	Percentage	Primary sector	1%	Secondary sector	37%	Tertiary sector	31%	Other	9%
Sector	Percentage										
Primary sector	1%										
Secondary sector	37%										
Tertiary sector	31%										
Other	9%										
QUALITY STARDARDS	<table border="1"> <tr> <td>Association</td> <td>ČSN EN ISO 9001:2001, since January 2006</td> </tr> <tr> <td>Local Chambers</td> <td>Some local chambers or sectoral associations have also ISO 9001 Standard</td> </tr> </table>	Association	ČSN EN ISO 9001:2001, since January 2006	Local Chambers	Some local chambers or sectoral associations have also ISO 9001 Standard						
Association	ČSN EN ISO 9001:2001, since January 2006										
Local Chambers	Some local chambers or sectoral associations have also ISO 9001 Standard										
CONTACT	<p>Name: Petr Kužel (President) Address: Freyova 27, Praha 9, Czech Republic Phone: +420 266 721 311 Fax: +420 266 721 691 E-mail: office@komora.cz Website : www.komora.cz</p>										

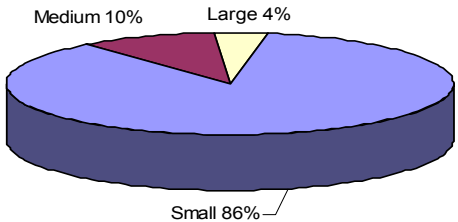
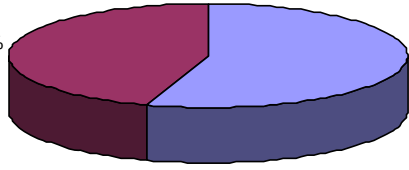
DENMARK

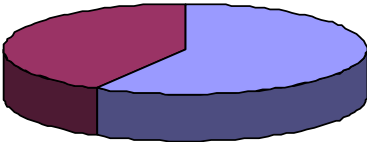
MEMBER OF EUROCHAMBRES	DANISH CHAMBER OF COMMERCE DANSK ERHVERV									
REGIONAL CHAMBERS	• None									
LOCAL CHAMBERS	• None									
CHAMBERS OFFICES/ CHAMBERS ABROAD	• 3 Branch Offices									
DESION-MAKING BODIES AND MANDATE	<ul style="list-style-type: none"> General Assembly (permanent) President (re-elected every year) Board of Directors (re-elected every 2 years) 									
ACTIVITIES	<ul style="list-style-type: none"> Representing the general interests of business Information / Advisory service Promotion of economic development Interest representation Legal services 									
PERFORMED UNDER GOVERNMENT MANDATE	<ul style="list-style-type: none"> Issuing of certificates Negotiation Export documentation* Negotiation on certain functions*Apprenticeships* 									
(*Tasks exclusive to Chambers)										
FINANCING (% of total revenue)	<ul style="list-style-type: none"> Members' contributions (40%) Sales of Services (60%) 									
MOST RECENT LEGISLATIVE BASIS FOR CHAMBERS (adopted by Parliament*)	• Companies, Branch Associations									
DO YOU PARTICIPATE TO THE TRIPARTITE SOCIAL DIALOGUE AT NATIONAL LEVEL?	• YES									
BODY OVERSEEING CHAMBERS OF COMMERCE SYSTEM	• None									
TYPE OF AFFILIATION	• Voluntary									
TOTAL NUMBER OF MEMBERS REPRESENTED BY THE ORGANISATION	• 20 000									
TYPE OF MEMBERS	• Companies, Branch Associations									
MEMBERSHIP INFO										
SIZE OF ENTERPRISES	 <table border="1" style="margin-left: auto; margin-right: auto;"> <caption>Size of Member Enterprises</caption> <thead> <tr> <th>Size</th> <th>Percentage</th> </tr> </thead> <tbody> <tr> <td>Small</td> <td>75.6%</td> </tr> <tr> <td>Medium</td> <td>18.4%</td> </tr> <tr> <td>Large</td> <td>6%</td> </tr> </tbody> </table>		Size	Percentage	Small	75.6%	Medium	18.4%	Large	6%
Size	Percentage									
Small	75.6%									
Medium	18.4%									
Large	6%									
SECTOR OF MEMBER ENTERPRISES	 <table border="1" style="margin-left: auto; margin-right: auto;"> <caption>Sector of Member Enterprises</caption> <thead> <tr> <th>Sector</th> <th>Percentage</th> </tr> </thead> <tbody> <tr> <td>Tertiary sector</td> <td>53.00%</td> </tr> <tr> <td>Secondary sector</td> <td>47.00%</td> </tr> </tbody> </table>		Sector	Percentage	Tertiary sector	53.00%	Secondary sector	47.00%		
Sector	Percentage									
Tertiary sector	53.00%									
Secondary sector	47.00%									
QUALITY STARDARDS	Association	ISO 9001:2001								
	Local Chambers	Some								
CONTACT	<p>Name: Kasper Ernest (Head of Brussels Office) Address: Dansk Erhverv – Danish Chamber of Commerce Square de Meeûs 22B, 1050 Brussels Phone: +32 2 218 23 20 Fax: +32 2 218 23 50 E-mail: info@danskerhverv.com Website: www.danskerhverv.com</p>									

ESTONIA

MEMBER OF EUROCHAMBRES	ESTONIAN CHAMBER OF COMMERCE AND INDUSTRY (EESTI KAUBANDUS - TÖÖSTUSKODA)											
REGIONAL CHAMBERS	• None											
LOCAL CHAMBERS	• None											
CHAMBERS OFFICES/ CHAMBERS ABROAD	• None											
DESION-MAKING BODIES AND MANDATE	<ul style="list-style-type: none"> General Assembly President (re-elected every 2 years) Board (re-elected every 2 years) Director General 											
ACTIVITIES	<ul style="list-style-type: none"> Representation of Enterprise Europe Network Estonian Companies Competitiveness Ranking www.konkurents.ee Representing the general interests of businesses Information / Advisory Service Promotion of economic development Trade promotion Training Publications Internationalisation Consulting (EU and legal)/ assistance to business Finding co-operation partners Advertising and information services Representation at Köln and Stockholm trade fairs Advisory role vis-à-vis public authorities and regions Issuing of foreign trade certificates *Apprenticeships* Arbitration and/or conciliation services* 											
PERFORMED UNDER GOVERNMENT MANDATE												
(*Tasks exclusive to Chambers)												
FINANCING (% of total revenue)	<ul style="list-style-type: none"> Members' contributions (60%) Sales of Services (40%) 											
MOST RECENT LEGISLATIVE BASIS FOR CHAMBERS (adopted by Parliament*)	• 1996											
DO YOU PARTICIPATE TO THE TRIPARTITE SOCIAL DIALOGUE AT NATIONAL LEVEL?	• N/A											
BODY OVERSEEING CHAMBERS OF COMMERCE SYSTEM	• None											
TYPE OF AFFILIATION	• Voluntary											
TOTAL NUMBER OF MEMBERS REPRESENTED BY THE	• 3 657* * (Dec 2008)											
TYPE OF MEMBERS	• Companies											
MEMBERSHIP INFO												
SIZE OF ENTERPRISES	 <table border="1" style="margin-left: auto; margin-right: auto;"> <caption>Enterprise Size Distribution</caption> <thead> <tr> <th>Size</th> <th>Percentage</th> </tr> </thead> <tbody> <tr> <td>Small</td> <td>82%</td> </tr> <tr> <td>Medium</td> <td>15%</td> </tr> <tr> <td>Large</td> <td>3%</td> </tr> </tbody> </table>		Size	Percentage	Small	82%	Medium	15%	Large	3%		
Size	Percentage											
Small	82%											
Medium	15%											
Large	3%											
SECTOR OF MEMBER ENTERPRISES	 <table border="1" style="margin-left: auto; margin-right: auto;"> <caption>Sector of Member Enterprises</caption> <thead> <tr> <th>Sector</th> <th>Percentage</th> </tr> </thead> <tbody> <tr> <td>Secondary sector</td> <td>65.00%</td> </tr> <tr> <td>Tertiary sector</td> <td>17.00%</td> </tr> <tr> <td>Other</td> <td>16.00%</td> </tr> <tr> <td>Primary sector</td> <td>2.00%</td> </tr> </tbody> </table>		Sector	Percentage	Secondary sector	65.00%	Tertiary sector	17.00%	Other	16.00%	Primary sector	2.00%
Sector	Percentage											
Secondary sector	65.00%											
Tertiary sector	17.00%											
Other	16.00%											
Primary sector	2.00%											
QUALITY STARDARDS	Association	None										
	Local Chambers	None										
CONTACT	<p> Name: Siim Raie (Director General) Address: Toom-Kooli 17, 10130, Tallinn, Estonia Phone: +372 604 0060 Fax: +372 604 0061 E-mail: siim@koda.ee Website: www.koda.ee </p>											

FINLAND

MEMBER OF EUROCHAMBRES	THE CENTRAL CHAMBER OF COMMERCE OF FINLAND (KESKUSKAUPPAKAMARI)									
REGIONAL CHAMBERS	<ul style="list-style-type: none"> • 19 Regional Chambers of Commerce 									
LOCAL CHAMBERS	<ul style="list-style-type: none"> • None 									
CHAMBERS OFFICES/ CHAMBERS ABROAD	<ul style="list-style-type: none"> • None 									
DESION-MAKING BODIES AND MANDATE	<ul style="list-style-type: none"> • President (every year) • Bureau (permanent) • Council (re-elected every year) • Board of Directors(every year) • Chief Executive Officer (CEO) (permanent) 									
ACTIVITIES	<ul style="list-style-type: none"> • Promotion of the general interest of business and industry • Promotion of effective market economy • Work in the interest of business and industry (economic policy, legislation, taxation, industrial policy, international affairs) • Promotion of economic development • Support of Chambers of Commerce 									
PERFORMED UNDER GOVERNMENT MANDATE	<p><u>Chamber of Commerce Act, November 1, 2002 (878/2002)</u></p> <ol style="list-style-type: none"> 1) To perform the duties prescribed in the Auditing Act; 2) To appoint arbitrators and petition for appointment of a special representative for arbitration in situations specifically laid down in Chapter 18, of the Limited Liability Companies Act (624/2006); 3) To perform the duties prescribed in the Act on Real-Estate Brokerage Firms and Brokerage Firms of Rental Apartments (1075/2000); and 4) To perform the duties prescribed in this Act and in the Securities Markets Act (495/1989). 									
(*Tasks exclusive to Chambers)										
FINANCING (% of total revenue)	<ul style="list-style-type: none"> • Members' contributions (55%) • Sales of Services (23%) 									
MOST RECENT LEGISLATIVE BASIS FOR CHAMBERS (adopted by Parliament*)	<ul style="list-style-type: none"> • 2003 									
DO YOU PARTICIPATE TO THE TRIPARTITE SOCIAL DIALOGUE AT NATIONAL LEVEL?	<ul style="list-style-type: none"> • NO 									
BODY OVERSEEING CHAMBERS OF COMMERCE SYSTEM	<ul style="list-style-type: none"> • Minister of Employment and the Economy 									
TYPE OF AFFILIATION	<ul style="list-style-type: none"> • Vountary 									
TOTAL NUMBER OF MEMBERS REPRESENTED BY THE ORGANISATION	<ul style="list-style-type: none"> • 16 796 									
TYPE OF MEMBERS	<ul style="list-style-type: none"> • Companies 									
MEMBERSHIP INFO										
SIZE OF ENTERPRISES	 <table border="1"> <caption>Size of Member Enterprises</caption> <thead> <tr> <th>Size</th> <th>Percentage</th> </tr> </thead> <tbody> <tr> <td>Small</td> <td>86%</td> </tr> <tr> <td>Medium</td> <td>10%</td> </tr> <tr> <td>Large</td> <td>4%</td> </tr> </tbody> </table>		Size	Percentage	Small	86%	Medium	10%	Large	4%
Size	Percentage									
Small	86%									
Medium	10%									
Large	4%									
SECTOR OF MEMBER ENTERPRISES	 <table border="1"> <caption>Sector of Member Enterprises</caption> <thead> <tr> <th>Sector</th> <th>Percentage</th> </tr> </thead> <tbody> <tr> <td>Tertiary sector</td> <td>45.00%</td> </tr> <tr> <td>Secondary sector</td> <td>55.00%</td> </tr> </tbody> </table>		Sector	Percentage	Tertiary sector	45.00%	Secondary sector	55.00%		
Sector	Percentage									
Tertiary sector	45.00%									
Secondary sector	55.00%									
QUALITY STARDARDS	Association	None								
	Local Chambers	None								
CONTACT	<p>Name: Risto E. J. Penttilä (CEO) Address: P.O.Box 1000, Aleksanterinkatu 17, FIN-00101, Helsinki, Finland Phone: +358 9 4242 6200 Fax: +358 9 650 303 E-mail: keskuskauppakamari@chamber.fi Website : http://www.keskuskauppakamari.fi/site_eng</p>									

FRANCE					
MEMBER OF EUROCHAMBRES	THE ASSEMBLY OF FRENCH CHAMBERS OF COMMERCE AND INDUSTRY (ACFCI ASSEMBLEE DES CHAMBRES FRANÇAISES DE COMMERCE ET D'INDUSTRIE)				
REGIONAL CHAMBERS	<ul style="list-style-type: none"> • 22 Regional Chambers 				
LOCAL CHAMBERS	<ul style="list-style-type: none"> • 132 Local Chambers 				
CHAMBERS OFFICES/ CHAMBERS ABROAD	<ul style="list-style-type: none"> • None 				
DESIGN-MAKING BODIES AND MANDATE	<ul style="list-style-type: none"> • General assembly (every 5 years) • President (every 5 years) • Board (every 5 years) • Steering Committee (ACFCI only) 				
ACTIVITIES	<p><u>Contributing to the economic development of territories, businesses and their associations by carrying out missions of public service, general interest and collective interest:</u></p> <ul style="list-style-type: none"> • Representing the general interest of industry • Trade and services to the public authorities <p>Mission of public service or general interest to business (industry, trade and services):</p> <ul style="list-style-type: none"> • Creation and administration of business formalities centres • Registration of contracts of apprenticeship • Promotion of economic development • Issuing export documents and traders cards, • Support and advisory services to business , • Governing / managing projects, • Services and infrastructures • Professional training 				
PERFORMED UNDER GOVERNMENT MANDATE	<p>Except the consultative and representative missions which are an exclusive task, other attributions can be performed under government or local public authorities' mandate (subsidies, delegation of public utilities, public procurements, partnerships etc.)</p>				
(*Tasks exclusive to Chambers)	<p>Missions of public service are delegated to the Chambers of Commerce and Industry by a legislative or regulatory text. Missions of general interest are carried out on the own initiative of Chambers in the limits fixed by the law or regulations. Missions of collective interest are carried out on the own initiative of Chambers in the respect of competition law.</p>				
FINANCING (% of total revenue)	<ul style="list-style-type: none"> • Undertakings' contributions by the way of a tax paid by all undertakings) 26.5% • Sales of services 47.7% • Public subsidies 11% • Loans and other products 6.8% 				
MOST RECENT LEGISLATIVE BASIS FOR CHAMBERS (adopted by Parliament*)	<ul style="list-style-type: none"> • 1902.08.2005 <p>Most recent decree for the application of the law 03.01.2008 New legislative basis under discussion (May-June 2010)</p>				
DO YOU PARTICIPATE TO THE TRIPARTITE SOCIAL DIALOGUE AT NATIONAL LEVEL?	<ul style="list-style-type: none"> • NO 				
BODY OVERSEEING CHAMBERS OF COMMERCE SYSTEM	<ul style="list-style-type: none"> • Supervision by the Minister of economy and finances delegated to the Minister of SME and to the Prefect at local and regional level 				
TYPE OF AFFILIATION	<ul style="list-style-type: none"> • Automatic 				
TOTAL NUMBER OF MEMBERS REPRESENTED BY THE ORGANISATION	<ul style="list-style-type: none"> • 2 000 000 				
TYPE OF MEMBERS	<ul style="list-style-type: none"> • Individuals traders and entrepreneurs (matriculated in the trade and societies register); commercial enterprises (art. L.210-1 of Code of Commerce); commercial and industrial public establishments 				
MEMBERSHIP INFO					
SECTOR OF MEMBER ENTERPRISES	<p>Tertiary sector 42.00%</p>  <p>Secondary sector 58.00%</p>				
QUALITY STANDARDS	<table border="1"> <tr> <td>Association</td> <td>ISO 9001</td> </tr> <tr> <td>Local Chambers</td> <td>84 Regional/Local CCIS certified with ISO 9001 for a part of their activities, and 24 for all their activities</td> </tr> </table>	Association	ISO 9001	Local Chambers	84 Regional/Local CCIS certified with ISO 9001 for a part of their activities, and 24 for all their activities
Association	ISO 9001				
Local Chambers	84 Regional/Local CCIS certified with ISO 9001 for a part of their activities, and 24 for all their activities				
CONTACT	<p>Name: Marie Elisabeth Rusling (European Affairs Director) Address: 19 AD, Avenue des Arts, 1000, Brussels, Belgium Phone: +32 2 221 0426 Fax: +33 1 53 57 18.20 E-mail: me.rusling@acfcici.fr Website : www.acfcici.fr</p>				

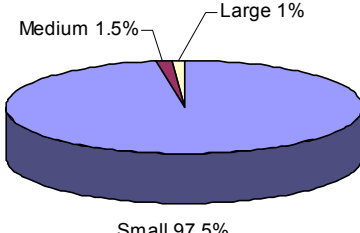
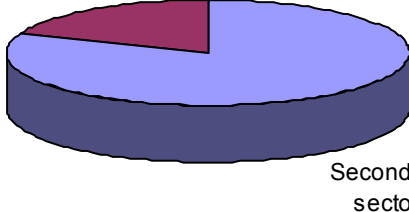
GERMANY

MEMBER OF EUROCHAMBRES	ASSOCIATION OF GERMAN CHAMBERS OF INDUSTRY AND COMMERCE (DEUTSCHER INDUSTRIE- UND HANDELSKAMMERTAG: DIHK)									
REGIONAL CHAMBERS	<ul style="list-style-type: none"> Regional Associations in some lander 									
LOCAL CHAMBERS	<ul style="list-style-type: none"> 80 local Chambers (Industrie – und Handelskammer: IHKs) 									
CHAMBERS OFFICES/ CHAMBERS ABROAD	<ul style="list-style-type: none"> None 									
DESION-MAKING BODIES AND MANDATE	<ul style="list-style-type: none"> General Assembly (composed of DIHK members) President (every 4 years) Board (members re-elected every 2 years) Vice-Presidents (every 4 years) Executive Board (composed of President, 4 Vice-Presidents and Chief Executive Director) 									
ACTIVITIES	<ul style="list-style-type: none"> Representing the general interests of business Information / Advisory service Promotion of economic development Training Arbitration and / or conciliation services Issuing of certificates 									
PERFORMED UNDER GOVERNMENT MANDATE (*Tasks exclusive to Chambers)										
FINANCING (% of total revenue)	<ul style="list-style-type: none"> DIHK: Members' contributions (100%) IHK: Contributions (66%), Sales of Services (33%) 									
MOST RECENT LEGISLATIVE BASIS FOR CHAMBERS (adopted by Parliament*)	<ul style="list-style-type: none"> IHK, 2008 (IHK-law) 									
DO YOU PARTICIPATE TO THE TRIPARTITE SOCIAL DIALOGUE AT NATIONAL LEVEL?	<ul style="list-style-type: none"> N/A 									
BODY OVERSEEING CHAMBERS OF COMMERCE SYSTEM	<ul style="list-style-type: none"> Länder Ministries for Economic Affairs (not at national level) 									
TYPE OF AFFILIATION	<ul style="list-style-type: none"> Automatic 									
TOTAL NUMBER OF MEMBERS REPRESENTED BY THE ORGANISATION	<ul style="list-style-type: none"> 3 600 000 									
TYPE OF MEMBERS	<ul style="list-style-type: none"> Companies 									
MEMBERSHIP INFO										
SECTOR OF MEMBER ENTERPRISES	<table border="1" style="margin: 10px auto; border-collapse: collapse;"> <caption>SECTOR OF MEMBER ENTERPRISES</caption> <thead> <tr> <th>Sector</th> <th>Percentage</th> </tr> </thead> <tbody> <tr> <td>Primary sector</td> <td>2.00%</td> </tr> <tr> <td>Secondary sector</td> <td>42.00%</td> </tr> <tr> <td>Tertiary sector</td> <td>56.00%</td> </tr> </tbody> </table>		Sector	Percentage	Primary sector	2.00%	Secondary sector	42.00%	Tertiary sector	56.00%
Sector	Percentage									
Primary sector	2.00%									
Secondary sector	42.00%									
Tertiary sector	56.00%									
QUALITY STARDARDS	Association	DIHK:ISO 9001								
	Local Chambers	Specific system of quality standards for most Chambers, some Chambers apply ISO								
CONTACT	<p><u>Name:</u> Thomas Ilka (Managing Director) <u>Address:</u> DIHK , Representation to the EU, Avenue des Arts 19A/D B-1000, Brussels, Belgium <u>Phone:</u> +32 2 286 1611 <u>Fax:</u> +32 2 286 1605 <u>E-mail:</u> ilka.thomas@bruessel.dihk.de <u>Website :</u> http://www.ihk.de</p>									

GREECE

MEMBER OF EUROCHAMBRES		UNION OF HELLENIC CHAMBERS OF COMMERCE								
REGIONAL CHAMBERS		<ul style="list-style-type: none"> None 								
LOCAL CHAMBERS		<ul style="list-style-type: none"> 59 Local Chambers 								
CHAMBERS OFFICES/ CHAMBERS ABROAD		<ul style="list-style-type: none"> None 								
DESION-MAKING BODIES AND MANDATE		<ul style="list-style-type: none"> General Assembly (re-elected every 4 years) Executive Committee (every 4 years) President (every 4 years) 								
ACTIVITIES		<ul style="list-style-type: none"> Representing the general interests of business Information / Advisory Service Promotion of economic development Training Arbitration and / or conciliation services Internationalisation 								
PERFORMED UNDER GOVERNMENT MANDATE										
(*Tasks exclusive to Chambers)										
FINANCING (% of total revenue)		<ul style="list-style-type: none"> Members' contributions (100%) 								
MOST RECENT LEGISLATIVE BASIS FOR CHAMBERS (adopted by Parliament*)		<ul style="list-style-type: none"> December 2005 								
DO YOU PARTICIPATE TO THE TRIPARTITE SOCIAL DIALOGUE AT NATIONAL LEVEL?		<ul style="list-style-type: none"> N/A 								
BODY OVERSEEING CHAMBERS OF COMMERCE SYSTEM		<ul style="list-style-type: none"> Ministry of Economy, Competitiveness and Shipping 								
TYPE OF AFFILIATION		<ul style="list-style-type: none"> Registration Obligatory by Law 								
TOTAL NUMBER OF MEMBERS REPRESENTED BY THE ORGANISATION		<ul style="list-style-type: none"> 880 000 								
TYPE OF MEMBERS		<ul style="list-style-type: none"> Companies 								
MEMBERSHIP INFO										
SIZE OF ENTERPRISES		<table border="1"> <caption>Size of Enterprises</caption> <thead> <tr> <th>Size</th> <th>Percentage</th> </tr> </thead> <tbody> <tr> <td>Small</td> <td>97%</td> </tr> <tr> <td>Medium</td> <td>3%</td> </tr> <tr> <td>Large</td> <td>0%</td> </tr> </tbody> </table>	Size	Percentage	Small	97%	Medium	3%	Large	0%
Size	Percentage									
Small	97%									
Medium	3%									
Large	0%									
SECTOR OF MEMBER ENTERPRISES		<table border="1"> <caption>Sector of Member Enterprises</caption> <thead> <tr> <th>Sector</th> <th>Percentage</th> </tr> </thead> <tbody> <tr> <td>Tertiary sector</td> <td>37.60%</td> </tr> <tr> <td>Secondary sector</td> <td>62.40%</td> </tr> </tbody> </table>	Sector	Percentage	Tertiary sector	37.60%	Secondary sector	62.40%		
Sector	Percentage									
Tertiary sector	37.60%									
Secondary sector	62.40%									
QUALITY STARDARDS	Association	None								
	Local Chambers	None								
CONTACT		<p> Name: George Kassimatis (President); Panagiotis Agniadis (Secretary General) Address: 6, Akademias str., Athens 10671, Greece Phone: +30 21 033 871 04-5 Fax: +21 03 62 23 20 E-mail: keuhcci@otenet.gr Website: www.uhc.gr </p>								

HUNGARY

MEMBER OF EUROCHAMBRES		HUNGARIAN CHAMBER OF COMMERCE AND INDUSTRY (Magyar Kereskedelmi és Iparkamara)
REGIONAL CHAMBERS		<ul style="list-style-type: none"> 20 County Chambers
LOCAL CHAMBERS		<ul style="list-style-type: none"> 3 City Chambers
CHAMBERS OFFICES/ CHAMBERS ABROAD		
DESION-MAKING BODIES AND MANDATE		<ul style="list-style-type: none"> General Assembly (re-elected every 4 years) President (every 4 years) Board (every 4 years)
ACTIVITIES		<ul style="list-style-type: none"> Representing the general interests of business Information / Advisory Service Promotion of economic development Training Internationalisation Research and economic studies Arbitration Conciliation Vocational training Issuing of Certificates of Origin
PERFORMED UNDER GOVERNMENT MANDATE		
(*Tasks exclusive to Chambers)		<ul style="list-style-type: none"> Issuing of ATA Carnets and other documents Authentication of export documentation
FINANCING (% of total revenue)		<ul style="list-style-type: none"> Members' contributions: 13,5% Project management: 12,5% Services: 54% Others: 20%
MOST RECENT LEGISLATIVE BASIS FOR CHAMBERS (adopted by Parliament*)		<ul style="list-style-type: none"> Act CXXI of 1999
DO YOU PARTICIPATE TO THE TRIPARTITE SOCIAL DIALOGUE AT NATIONAL LEVEL?		<ul style="list-style-type: none"> National Council for the Reconciliation of Interests: not Economic and Social Council: yes
BODY OVERSEEING CHAMBERS OF COMMERCE SYSTEM		<ul style="list-style-type: none"> None (Legality supervision and control are provided by the Prosecution Service)
TYPE OF AFFILIATION		<ul style="list-style-type: none"> Voluntary
TOTAL NUMBER OF MEMBERS REPRESENTED BY THE ORGANISATION		<ul style="list-style-type: none"> 23 local (county and city) chambers with 30000 member companies
TYPE OF MEMBERS		<ul style="list-style-type: none"> Companies and private entrepreneurs
MEMBERSHIP INFO		
SIZE OF ENTERPRISES		 <p>Medium 1.5% Large 1% Small 97.5%</p>
SECTOR OF MEMBER ENTERPRISES		 <p>Tertiary sector 19.00% Secondary sector</p>
QUALITY STARDARDS	Association	None
	Local Chambers	15 % of the Hungarian CCI's have ISO certification
CONTACT		Name: Dr. László Parragh (President) Address: 1055 Budapest, Kossuth Lajos tér 6-8., Hungary Phone: +36 1 474 51 41 Fax: +36 1 474 51 49 E-mail: intdept@mkik.hu Website: www.mkik.hu

IRELAND										
MEMBER OF EUROCHAMBRES		CHAMBERS IRELAND								
REGIONAL CHAMBERS		<ul style="list-style-type: none"> None 								
LOCAL CHAMBERS		<ul style="list-style-type: none"> 58 local Chambers 								
CHAMBERS OFFICES/ CHAMBERS ABROAD										
DESION-MAKING BODIES AND MANDATE		<ul style="list-style-type: none"> Annual General Meeting President/Chairman Board of Directors Chief Executive 								
ACTIVITIES		<ul style="list-style-type: none"> Representing the general interests of business Information / Advisory Service Promotion of economic development Training Arbitration and / or conciliation services Issuing of Certificates of Origin Chamber Development Services Business Development Services Consultancy Translations Services Advisory role vis-à-vis public authorities and regions Social partner at government level Issuing of Certificates of Origin Apprenticeships* 								
PERFORMED UNDER GOVERNMENT MANDATE		<ul style="list-style-type: none"> Social partner at government level Issuing of Certificates of Origin Apprenticeships* 								
(*Tasks exclusive to Chambers)										
FINANCING (% of total revenue)		<ul style="list-style-type: none"> Members' contributions – 21% Sales of Services – 44% Others – 35% 								
MOST RECENT LEGISLATIVE BASIS FOR CHAMBERS (adopted by Parliament*)		<ul style="list-style-type: none"> 1923 								
DO YOU PARTICIPATE TO THE TRIPARTITE SOCIAL DIALOGUE AT NATIONAL LEVEL?		<ul style="list-style-type: none"> YES 								
BODY OVERSEEING CHAMBERS OF COMMERCE SYSTEM		<ul style="list-style-type: none"> None 								
TYPE OF AFFILIATION		<ul style="list-style-type: none"> Voluntary 								
TOTAL NUMBER OF MEMBERS REPRESENTED BY THE ORGANISATION		<ul style="list-style-type: none"> 13 000 								
TYPE OF MEMBERS		<ul style="list-style-type: none"> Companies 								
<u>MEMBERSHIP INFO</u>										
SIZE OF ENTERPRISES		<table border="1"> <caption>Enterprise Size Distribution</caption> <thead> <tr> <th>Size</th> <th>Percentage</th> </tr> </thead> <tbody> <tr> <td>Small</td> <td>72%</td> </tr> <tr> <td>Medium</td> <td>14%</td> </tr> <tr> <td>Large</td> <td>14%</td> </tr> </tbody> </table>	Size	Percentage	Small	72%	Medium	14%	Large	14%
Size	Percentage									
Small	72%									
Medium	14%									
Large	14%									
SECTOR OF MEMBER ENTERPRISES		<table border="1"> <caption>Sector of Member Enterprises</caption> <thead> <tr> <th>Sector</th> <th>Percentage</th> </tr> </thead> <tbody> <tr> <td>Secondary sector</td> <td>54.00%</td> </tr> <tr> <td>Tertiary sector</td> <td>46.00%</td> </tr> </tbody> </table>	Sector	Percentage	Secondary sector	54.00%	Tertiary sector	46.00%		
Sector	Percentage									
Secondary sector	54.00%									
Tertiary sector	46.00%									
QUALITY STARDARDS		<table border="1"> <thead> <tr> <th>Association</th> <th>Local Chambers</th> </tr> </thead> <tbody> <tr> <td>None</td> <td>None</td> </tr> </tbody> </table>	Association	Local Chambers	None	None				
Association	Local Chambers									
None	None									
CONTACT		<p> Name: Ian Talbot (Chief Executive) Address: 17 Merrion Square, Dublin 2, Ireland Phone: +353 1 400 43 00 Fax: +353 1 6612 811 E-mail: info@chambers.ie Website: www.chambers.ie </p>								

ITALY		
MEMBER OF EUROCHAMBRES	ASSOCIATION OF ITALIAN CHAMBERS OF COMMERCE, INDUSTRY, CRAFT AND AGRICULTURE (UNIONE ITALIANA DELLE CAMERE DI COMMERCIO, INDUSTRIA, ARTIGIANATO E AGRICOLTURA)	
REGIONAL CHAMBERS	<ul style="list-style-type: none"> • 19 Regional Chambers 	
LOCAL CHAMBERS	<ul style="list-style-type: none"> • 105 Local Chambers 	
CHAMBERS OFFICES/ CHAMBERS ABROAD		
DECISION-MAKING BODIES AND MANDATE OF (1). UNIONCAMERE AND (2).LOCAL CHAMBERS	(1).General Council (re-elected every 3 yrs) <ul style="list-style-type: none"> • President (re-elected every 3 years) • Executive Committee (every 3 years) • Auditor's Committee (every 3 years) 	(2) Council (re-appointed every 5 years) <ul style="list-style-type: none"> • President (re-elected every 5 years) • Steering Committee (every 5 years) • Auditor's Committee (every 4 years)
ACTIVITIES	<ul style="list-style-type: none"> - Support and promotion of the general interests of business - Functions in administrative and economic matters pertaining to the business system - Tasks arising from international agreements or conventions, informing their action on the principle of subsidiarity - Management of the Business Register, the Economic/Administrative Inventory and other registers and rolls assigned to the Chambers of Commerce by law - Promotion of the administrative simplification for the start and carrying on of economic activities - Promotion of the territory and local economy - Financial aid to companies - Realisation of observatories of the local economy - Support to the internationalisation of enterprises - Promotion of innovation and of technological transfer for businesses, including through the realisation of informatics and IT services and infrastructures - Arbitration and conciliation services - Trial legitimisation - Preparation of standard contracts - Control over the presence of iniquitous clauses included in contracts - Control over products, legal weights and measures, and issue of certificates of origin of goods - Gathering of information on usage and local customs - School-work alternance and professional guidance - Export documentation - Verification of wholesale prices - Receipt of patent & trademark applications - Inspection activities - Infliction of administrative sanctions - Functions delegated by the Regions - Information /Advisory serviceApprenticeships* 	
PERFORMED UNDER GOVERNMENT MANDATE		
FINANCING (% of total revenue)	<ul style="list-style-type: none"> • Members' contributions (69,1%) • Sales of Services (19,3%) • Others (11,6%) 	
MOST RECENT LEGISLATIVE BASIS FOR CHAMBERS (adopted by Parliament*)	<ul style="list-style-type: none"> • Law No. 580 of 29 December 1993, as amended by law by Legislative Decree No. 23 of 15 February 2010 	
DO YOU PARTICIPATE TO THE TRIPARTITE SOCIAL DIALOGUE AT NATIONAL LEVEL?	<ul style="list-style-type: none"> • N/A 	
BODY OVERSEEING CHAMBERS OF COMMERCE SYSTEM	<ul style="list-style-type: none"> • Ministry of Economic Development 	
TYPE OF AFFILIATION	<ul style="list-style-type: none"> • Automatic 	
TOTAL NUMBER OF MEMBERS REPRESENTED BY THE ORGANISATION	<ul style="list-style-type: none"> • 6.071.699 (April 2010) 	
TYPE OF MEMBERS	<ul style="list-style-type: none"> • Companies 	
MEMBERSHIP INFO		
SIZE OF ENTERPRISES	<p>A 3D pie chart with two slices. A very small slice is labeled 'Medium 1%' and the rest of the chart is labeled 'Small 99%'.</p>	
SECTOR OF ENTERPRISES	<p>A 3D pie chart with four slices. The largest slice is labeled 'Secondary sector 50.80%'. Other slices are labeled 'Tertiary sector 36.30%', 'Primary sector 10.20%', and 'Other 2.60%'.</p>	
QUALITY STARDARDS	Association	ISO 9002
	Local Chambers	
CONTACT	Name: Sandro Pettinato Address: Piazza Sallustio 21, 00187 Roma Phone: 0039 06 47041-226 Fax: 0039 06 4704302 E-mail: sandro.pettinato@unioncamere.it Website : http://www.unioncamere.gov.it/	Permanent Delegate (Brussels): Flavio Burlizzi Phone: 0032 2 7917683 E-mail: flavio.burlizzi@sistemacamerale.eu

LATVIA

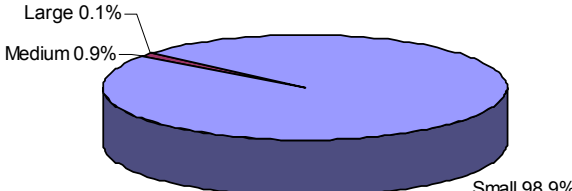
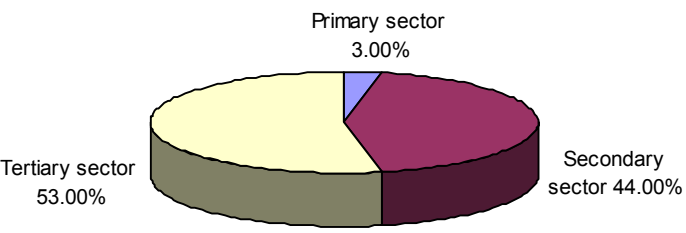
MEMBER OF EUROCHAMBRES		LATVIAN CHAMBER OF COMMERCE AND INDUSTRY (LATVIJAS TIRDZniecības un rūpniecības kamera)										
REGIONAL CHAMBERS		<ul style="list-style-type: none"> 7 Regional Branch Offices of the LCCI 										
LOCAL CHAMBERS		<ul style="list-style-type: none"> None 										
CHAMBERS OFFICES/ CHAMBERS ABROAD												
DESION-MAKING BODIES AND MANDATE		<ul style="list-style-type: none"> Members General Meeting (every year) President (re-elected every 3 years)* Board (re-elected every 3 years) 										
ACTIVITIES		<ul style="list-style-type: none"> Representing the interests of members Promotion of economic development Information / Advisory Service Training Foreign trade documents Arbitration and / or conciliation services Internationalisation Legal services 										
PERFORMED UNDER GOVERNMENT MANDATE		<ul style="list-style-type: none"> Negotiation with government Export Documents (Certificates of origin, ATA Carnets) 										
(*Tasks exclusive to Chambers)												
FINANCING (% of total revenue)		<ul style="list-style-type: none"> Members' contributions (15%) Sales of Services (85%) 										
MOST RECENT LEGISLATIVE BASIS FOR CHAMBERS (adopted by Parliament*)		<ul style="list-style-type: none"> 2004 										
DO YOU PARTICIPATE TO THE TRIPARTITE SOCIAL DIALOGUE AT NATIONAL LEVEL?		<ul style="list-style-type: none"> NO 										
BODY OVERSEEING CHAMBERS OF COMMERCE SYSTEM		<ul style="list-style-type: none"> None 										
TYPE OF AFFILIATION		<ul style="list-style-type: none"> Voluntary 										
TOTAL NUMBER OF MEMBERS REPRESENTED BY THE ORGANISATION		<ul style="list-style-type: none"> 920 										
TYPE OF MEMBERS		<ul style="list-style-type: none"> Companies, associations representing business 										
MEMBERSHIP INFO												
SIZE OF ENTERPRISES		<table border="1"> <caption>Enterprise Size Distribution</caption> <thead> <tr> <th>Size</th> <th>Percentage</th> </tr> </thead> <tbody> <tr> <td>Small</td> <td>67.9%</td> </tr> <tr> <td>Medium</td> <td>24.6%</td> </tr> <tr> <td>Large</td> <td>7.5%</td> </tr> </tbody> </table>	Size	Percentage	Small	67.9%	Medium	24.6%	Large	7.5%		
Size	Percentage											
Small	67.9%											
Medium	24.6%											
Large	7.5%											
SECTOR OF MEMBER ENTERPRISES		<table border="1"> <caption>Sector of Member Enterprises</caption> <thead> <tr> <th>Sector</th> <th>Percentage</th> </tr> </thead> <tbody> <tr> <td>Secondary sector</td> <td>73.60%</td> </tr> <tr> <td>Tertiary sector</td> <td>22.00%</td> </tr> <tr> <td>Other</td> <td>2.50%</td> </tr> <tr> <td>Primary sector</td> <td>2.00%</td> </tr> </tbody> </table>	Sector	Percentage	Secondary sector	73.60%	Tertiary sector	22.00%	Other	2.50%	Primary sector	2.00%
Sector	Percentage											
Secondary sector	73.60%											
Tertiary sector	22.00%											
Other	2.50%											
Primary sector	2.00%											
QUALITY STARDARDS												
	Association	None										
	Local Chambers	None										
CONTACT		<p>Name: Zane Malina (Director of Department of Membership) Address: K.Valdemara iela 35, LV-1010, Riga, Latvia Phone: +371 6 722 55 95 and +371 6 720 11 04 Fax: +371 6 782 00 92 E-mail: info@chamber.lv zane.malina@chamber.lv Website: www.chamber.lv</p>										

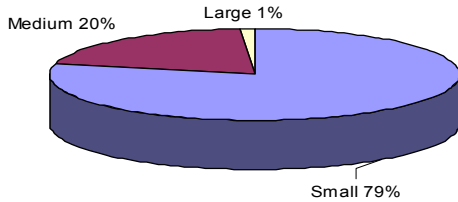
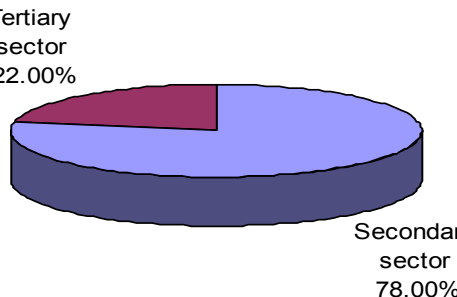
LITHUANIA										
MEMBER OF EUROCHAMBRES	ASSOCIATION OF LITHUANIAN CHAMBERS OF COMMERCE, INDUSTRY AND CRAFTS (LIETUVOS PREKYBOS, PRAMONES IR AMATU RUMU ASSOCIACIJA)									
LOCAL CHAMBERS	<ul style="list-style-type: none"> • 4 Branches in Ukmergė, Marijampolė, Alytus, Utena 									
REGIONAL CHAMBERS	<ul style="list-style-type: none"> • 5 local Chambers 									
CHAMBERS OFFICES/ CHAMBERS ABROAD										
DESION-MAKING BODIES AND MANDATE	<ul style="list-style-type: none"> • Presidium (re-elected every 4 years) • General Assembly (every 4 years) • President (every 4 years) • Board (every 4 years) 									
ACTIVITIES	<ul style="list-style-type: none"> • Representing the general interests of business • Information / Advisory Service • Promotion of economic development • Training • Internationalisation • Social partner at government level 									
PERFORMED UNDER GOVERNMENT MANDATE	<ul style="list-style-type: none"> • Issuing of certificates (Certificates of origin) • ATA Carnets, EAN Article Numbering* 									
(*Tasks exclusive to Chambers)										
FINANCING (% of total revenue)	<ul style="list-style-type: none"> • Members' contributions (25%) • Sales of Services (50%) • Public functions (25%) • International projects (0%) 									
MOST RECENT LEGISLATIVE BASIS FOR CHAMBERS (adopted by Parliament*)	<ul style="list-style-type: none"> • 1994 									
DO YOU PARTICIPATE TO THE TRIPARTITE SOCIAL DIALOGUE AT NATIONAL LEVEL?	<ul style="list-style-type: none"> • YES 									
BODY OVERSEEING CHAMBERS OF COMMERCE SYSTEM	<ul style="list-style-type: none"> • None 									
TYPE OF AFFILIATION	<ul style="list-style-type: none"> • Voluntary 									
TOTAL NUMBER OF MEMBERS REPRESENTED BY THE ORGANISATION	<ul style="list-style-type: none"> • 1 500 									
TYPE OF MEMBERS	<ul style="list-style-type: none"> • Companies 									
MEMBERSHIP INFO										
SIZE OF ENTERPRISES	<table border="1"> <caption>Enterprise Size Distribution</caption> <thead> <tr> <th>Size</th> <th>Percentage</th> </tr> </thead> <tbody> <tr> <td>Small</td> <td>65%</td> </tr> <tr> <td>Medium</td> <td>30%</td> </tr> <tr> <td>Large</td> <td>5%</td> </tr> </tbody> </table>		Size	Percentage	Small	65%	Medium	30%	Large	5%
Size	Percentage									
Small	65%									
Medium	30%									
Large	5%									
SECTOR OF MEMBER ENTERPRISES	<table border="1"> <caption>Sector of Member Enterprises</caption> <thead> <tr> <th>Sector</th> <th>Percentage</th> </tr> </thead> <tbody> <tr> <td>Secondary sector</td> <td>99.00%</td> </tr> <tr> <td>Tertiary sector</td> <td>1.00%</td> </tr> </tbody> </table>		Sector	Percentage	Secondary sector	99.00%	Tertiary sector	1.00%		
Sector	Percentage									
Secondary sector	99.00%									
Tertiary sector	1.00%									
QUALITY STARDARDS	Association	ISO 9001: 2000								
	Local Chambers	None								
CONTACT	<p>Name: Rimantas Šidlauskas (Director General) Address: J.Tumo-Vaizganto 9/1-63a, LT-01108, Vilnius, Lithuania Phone: +370 5 261 21 02 Fax: +370 5 261 21 12 E-mail: info@chambers.lt Website : http://www.chambers.lt</p>									

LUXEMBOURG										
MEMBER OF EUROCHAMBRES		CHAMBER OF COMMERCE OF THE GRAND DUCHY OF LUXEMBOURG (CHAMBRE DE COMMERCE DU GRAND-DUCHE DE LUXEMBOURG)								
REGIONAL CHAMBERS		<ul style="list-style-type: none"> None 								
LOCAL CHAMBERS		<ul style="list-style-type: none"> None 								
CHAMBERS OFFICES/ CHAMBERS ABROAD										
DESION-MAKING BODIES AND MANDATE		<ul style="list-style-type: none"> General Assembly (re-elected every 5 years) President (re-elected every 5 years) Bureau (re-elected every 5 years) 								
ACTIVITIES		<ul style="list-style-type: none"> Representing the general interests of business (National, European and International level) Involvement in the legislative procedure (written opinion and right of initiative) Information / Advisory Service and one-stop shop for entrepreneurs (Espace Entreprise) Promotion of Luxembourg as an attractive investment nation Foreign trade promotion Luxembourg School for Commerce (initial and vocational training / training centre) Conference centre Arbitration and conciliation services 								
PERFORMED UNDER GOVERNMENT MANDATE		<ul style="list-style-type: none"> Management of commercial register Service Directive one-stop-shop Apprenticeships* 								
(*Tasks exclusive to Chambers)										
FINANCING (% of total revenue)		<ul style="list-style-type: none"> Members' contributions (75%) Sales of Services (15%) Government contribution to projects (5%) Others (5%) 								
MOST RECENT LEGISLATIVE BASIS FOR CHAMBERS (adopted by Parliament*)		<ul style="list-style-type: none"> 14 April 1924, as amended 								
DO YOU PARTICIPATE TO THE TRIPARTITE SOCIAL DIALOGUE AT NATIONAL LEVEL?		<ul style="list-style-type: none"> The President of the Chamber of Commerce chairs the tripartite delegation on behalf of all enterprises. Director general of the Chamber of Commerce also attends the tripartite meetings 								
BODY OVERSEEING CHAMBERS OF COMMERCE SYSTEM		<ul style="list-style-type: none"> Ministry of the Economy and Foreign Trade 								
TYPE OF AFFILIATION		<ul style="list-style-type: none"> Mandatory 								
TOTAL NUMBER OF MEMBERS REPRESENTED BY THE ORGANISATION		<ul style="list-style-type: none"> Over 70 000 								
TYPE OF MEMBERS		<ul style="list-style-type: none"> All physical persons, commercial companies and foreign branches established in Luxembourg that carry out a commercial, financial or industrial activity 								
MEMBERSHIP INFO										
SIZE OF ENTERPRISES		<table border="1"> <caption>Size of Enterprises</caption> <thead> <tr> <th>Size</th> <th>Percentage</th> </tr> </thead> <tbody> <tr> <td>Small</td> <td>77%</td> </tr> <tr> <td>Medium</td> <td>22%</td> </tr> <tr> <td>Large</td> <td>1%</td> </tr> </tbody> </table>	Size	Percentage	Small	77%	Medium	22%	Large	1%
Size	Percentage									
Small	77%									
Medium	22%									
Large	1%									
SECTOR OF MEMBER ENTERPRISES		<table border="1"> <caption>Sector of Member Enterprises</caption> <thead> <tr> <th>Sector</th> <th>Percentage</th> </tr> </thead> <tbody> <tr> <td>Tertiary sector</td> <td>76.00%</td> </tr> <tr> <td>Secondary sector</td> <td>18.00%</td> </tr> <tr> <td>Other</td> <td>6.00%</td> </tr> </tbody> </table>	Sector	Percentage	Tertiary sector	76.00%	Secondary sector	18.00%	Other	6.00%
Sector	Percentage									
Tertiary sector	76.00%									
Secondary sector	18.00%									
Other	6.00%									
QUALITY STARDARDS										
	Association	None								
	Local Chambers	None								
CONTACT		<p>Name: Pierre Gramegna (Director General) Address: Rue Alcide de Gasperi 7, L-2981, Luxembourg Phone: +352 42 39 39 -1 Fax: +352 43 83 26 E-mail: direction@cc.lu Website : www.cc.lu</p>								

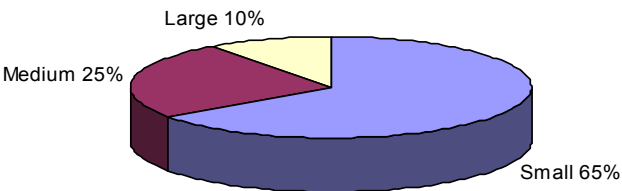
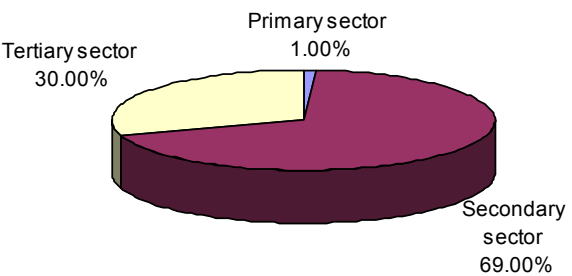
MALTA										
MEMBER OF EUROCHAMBRES	THE MALTA CHAMBER OF COMMERCE, ENTERPRISE & INDUSTRY									
REGIONAL CHAMBERS	<ul style="list-style-type: none"> None 									
LOCAL CHAMBERS	<ul style="list-style-type: none"> None 									
CHAMBERS OFFICES/ CHAMBERS ABROAD										
DESION-MAKING BODIES AND MANDATE	<ul style="list-style-type: none"> General Assembly (elected every two years) Bureau (every two years) President (every two years) 									
ACTIVITIES	<ul style="list-style-type: none"> Representing the general interests of business Information / Advisory Service Promotion of economic development Training 									
PERFORMED UNDER GOVERNMENT MANDATE	<ul style="list-style-type: none"> Issuing of export documentation Issuing of commercial agents' licences 									
(*Tasks exclusive to Chambers)										
FINANCING (% of total revenue)	<ul style="list-style-type: none"> Members' contributions (44.5%) Sales of Services (55.5%) 									
MOST RECENT LEGISLATIVE BASIS FOR CHAMBERS (adopted by Parliament*)	<ul style="list-style-type: none"> N/A 									
DO YOU PARTICIPATE TO THE TRIPARTITE SOCIAL DIALOGUE AT NATIONAL LEVEL?	<ul style="list-style-type: none"> YES 									
BODY OVERSEEING CHAMBERS OF COMMERCE SYSTEM	<ul style="list-style-type: none"> None 									
TYPE OF AFFILIATION	<ul style="list-style-type: none"> Voluntary 									
TOTAL NUMBER OF MEMBERS REPRESENTED BY THE ORGANISATION	<ul style="list-style-type: none"> 1 079 									
TYPE OF MEMBERS	<ul style="list-style-type: none"> Individual and Corporate 									
<u>MEMBERSHIP INFO</u>										
SIZE OF ENTERPRISES	<table border="1"> <caption>Size of Member Enterprises</caption> <thead> <tr> <th>Size</th> <th>Percentage</th> </tr> </thead> <tbody> <tr> <td>Small</td> <td>64%</td> </tr> <tr> <td>Medium</td> <td>16%</td> </tr> <tr> <td>Large</td> <td>8%</td> </tr> </tbody> </table>		Size	Percentage	Small	64%	Medium	16%	Large	8%
Size	Percentage									
Small	64%									
Medium	16%									
Large	8%									
SECTOR OF MEMBER ENTERPRISES	<table border="1"> <caption>Sector of Member Enterprises</caption> <thead> <tr> <th>Sector</th> <th>Percentage</th> </tr> </thead> <tbody> <tr> <td>Secondary sector</td> <td>53.30%</td> </tr> <tr> <td>Tertiary sector</td> <td>46.70%</td> </tr> </tbody> </table>		Sector	Percentage	Secondary sector	53.30%	Tertiary sector	46.70%		
Sector	Percentage									
Secondary sector	53.30%									
Tertiary sector	46.70%									
QUALITY STARDARDS	Association	None								
	Local Chambers	None								
CONTACT	<p> Name: Kevin J. Borg (Director General) Ing. Raymond Muscat (Director General) Address: Exchange Buildings, Republic Street, Valletta, VLT05 Malta Phone: +356 21 23 38 73 Fax: +356 21 24 52 23 E-mail: kevinj.borg@maltachamber.org.mt ray.muscat@maltachamber.org.mt Website : www.maltachamber.org.mt; </p>									

THE NETHERLANDS

MEMBER OF EUROCHAMBRES	THE NETHERLANDS CHAMBER OF COMMERCE (KAMER VAN KOOPHANDEL NEDERLAND)								
REGIONAL CHAMBERS	<ul style="list-style-type: none"> • 12 Regional Chambers 								
LOCAL CHAMBERS	<ul style="list-style-type: none"> • None 								
CHAMBERS OFFICES/ CHAMBERS ABROAD									
DESION-MAKING BODIES AND MANDATE	<ul style="list-style-type: none"> • General Assembly (re-elected every 4 years) • President (re-elected every 4 years) • Board of Directors (re-elected every 4 years) 								
ACTIVITIES	<ul style="list-style-type: none"> • Representing the general interests of business • Information / Advisory Services • Regional development • Training • Arbitration and / or conciliation services • International Trade Promotion 								
PERFORMED UNDER GOVERNMENT MANDATE	<ul style="list-style-type: none"> • Issuing of export documentation* • Managing commercial register 								
(*Tasks exclusive to Chambers)									
FINANCING (% of total revenue)	<ul style="list-style-type: none"> • Members' contributions (60%) • Sales of Services (40%) 								
MOST RECENT LEGISLATIVE BASIS FOR CHAMBERS (adopted by Parliament*)	<ul style="list-style-type: none"> • 1998 (amended in 2007) 								
DO YOU PARTICIPATE TO THE TRIPARTITE SOCIAL DIALOGUE AT NATIONAL LEVEL?	<ul style="list-style-type: none"> • NO 								
BODY OVERSEEING CHAMBERS OF COMMERCE SYSTEM	<ul style="list-style-type: none"> • Minister of Economic Affairs 								
TYPE OF AFFILIATION	<ul style="list-style-type: none"> • Automatic 								
TOTAL NUMBER OF MEMBERS REPRESENTED BY THE ORGANISATION	<ul style="list-style-type: none"> • 1 622 000 								
TYPE OF MEMBERS	<ul style="list-style-type: none"> • Companies, sole traders, partnerships, associations, foundations, professionals, government offices etc) 								
MEMBERSHIP INFO									
SIZE OF ENTERPRISES	 <table border="1" style="margin-left: auto; margin-right: auto;"> <caption>Enterprise Size Distribution</caption> <thead> <tr> <th>Size</th> <th>Percentage</th> </tr> </thead> <tbody> <tr> <td>Small</td> <td>98.9%</td> </tr> <tr> <td>Medium</td> <td>0.9%</td> </tr> <tr> <td>Large</td> <td>0.1%</td> </tr> </tbody> </table>	Size	Percentage	Small	98.9%	Medium	0.9%	Large	0.1%
Size	Percentage								
Small	98.9%								
Medium	0.9%								
Large	0.1%								
SECTOR OF MEMBER ENTERPRISES	 <table border="1" style="margin-left: auto; margin-right: auto;"> <caption>Sector Distribution</caption> <thead> <tr> <th>Sector</th> <th>Percentage</th> </tr> </thead> <tbody> <tr> <td>Tertiary sector</td> <td>53.00%</td> </tr> <tr> <td>Secondary sector</td> <td>44.00%</td> </tr> <tr> <td>Primary sector</td> <td>3.00%</td> </tr> </tbody> </table>	Sector	Percentage	Tertiary sector	53.00%	Secondary sector	44.00%	Primary sector	3.00%
Sector	Percentage								
Tertiary sector	53.00%								
Secondary sector	44.00%								
Primary sector	3.00%								
QUALITY STARDARDS	<table border="1" style="width: 100%; border-collapse: collapse;"> <tr> <td style="width: 30%;">Association</td> <td>EFQM quality model</td> </tr> <tr> <td>Local Chambers</td> <td>All Dutch Chambers are certified according to the EFQM quality model.</td> </tr> </table>	Association	EFQM quality model	Local Chambers	All Dutch Chambers are certified according to the EFQM quality model.				
Association	EFQM quality model								
Local Chambers	All Dutch Chambers are certified according to the EFQM quality model.								
CONTACT	<p>Name: Frans. van Steenis (Director General) Address: Koningskade 30, 2596 AA, the Hague the Netherlands Phone: +31 703 14 34 03 Fax: +31 703 14 34 90 E-mail: bcuppen@vvk.kvk.nl Website : www.kvk.nl</p>								

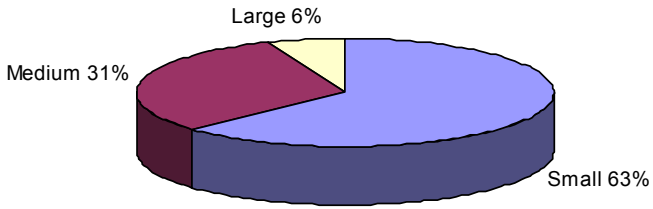
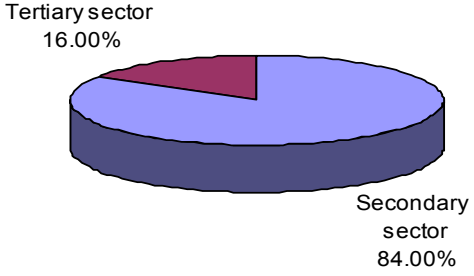
POLAND					
MEMBER OF EUROCHAMBRES	POLISH CHAMBER OF COMMERCE				
REGIONAL CHAMBERS	<ul style="list-style-type: none"> • 52 Regional chambers 				
LOCAL CHAMBERS	<ul style="list-style-type: none"> • None 				
CHAMBERS OFFICES CHAMBERS ABROAD	<ul style="list-style-type: none"> • 65 Branch chambers • 18 Bilateral chambers • 20 Other Entities 				
DESION-MAKING BODIES AND MANDATE	<ul style="list-style-type: none"> • General Assembly (4 year-mandate) • Council (4 year-mandate) • President (4 year-mandate) • Presidium (4 year-mandate) 				
ACTIVITIES	<ul style="list-style-type: none"> • Representing the general interests of business • International relations with foreign fellow chambers organizations • Promotion of economic development • Promotion on the Polish economy & its branches, Polish enterprises, products and brands • Training • Information / Advisory Service • Internationalisation of Polish enterprises • Arbitration and / or conciliation services • Issuing certificates, • Legalisation of trade documents • Organizing promotion events in Poland and abroad • (Two times- Polish pavilion during EXPO exhibitions, as a winning bidder in the Government tender procedure) 				
PERFORMED UNDER GOVERNMENT MANDATE					
(*Tasks exclusive to Chambers)					
FINANCING (% of total revenue)	<ul style="list-style-type: none"> • Sales of services (99%) • Members' contributions (1%) 				
MOST RECENT LEGISLATIVE BASIS FOR CHAMBERS (adopted by Parliament*)	<ul style="list-style-type: none"> • Law on Economic Chambers- of May 30th 1989, with later amendments 				
DO YOU PARTICIPATE TO THE TRIPARTITE SOCIAL DIALOGUE AT NATIONAL LEVEL?	<ul style="list-style-type: none"> • NO 				
BODY OVERSEEING CHAMBERS OF COMMERCE SYSTEM	<ul style="list-style-type: none"> • None 				
TYPE OF AFFILIATION	<ul style="list-style-type: none"> • Voluntary 				
TOTAL NUMBER OF MEMBERS REPRESENTED BY THE ORGANISATION	<ul style="list-style-type: none"> • 300 000 				
TYPE OF MEMBERS	<ul style="list-style-type: none"> • Chambers, other regional and branch organizations of companies 				
MEMBERSHIP INFO					
SIZE OF ENTERPRISES	 <p>Large 1% Medium 20% Small 79%</p>				
SECTOR OF MEMBER ENTERPRISES	 <p>Tertiary sector 22.00% Secondary sector 78.00%</p>				
QUALITY STARDARDS	<table border="1"> <tr> <td>Association</td> <td>ISO 9001:2009. Legalization of documents, issuing certificates, form sale, issuing ATA Carnets, organizing trainings, workshops and advisory</td> </tr> <tr> <td>Local Chambers</td> <td>29 Chambers ISO certified</td> </tr> </table>	Association	ISO 9001:2009. Legalization of documents, issuing certificates, form sale, issuing ATA Carnets, organizing trainings, workshops and advisory	Local Chambers	29 Chambers ISO certified
Association	ISO 9001:2009. Legalization of documents, issuing certificates, form sale, issuing ATA Carnets, organizing trainings, workshops and advisory				
Local Chambers	29 Chambers ISO certified				
CONTACT	<p>Name: Marek Kloczko (Secretary General) Address: ul. Trębacka 4, 00-074 Warszawa, Poland Phone: +48 22 630 96 36 Fax: +48 22 630 96 01 E-mail: mkloczko@kig.pl Website: www.kig.pl</p>				

PORTUGAL

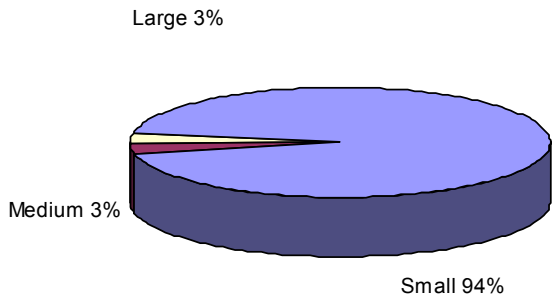
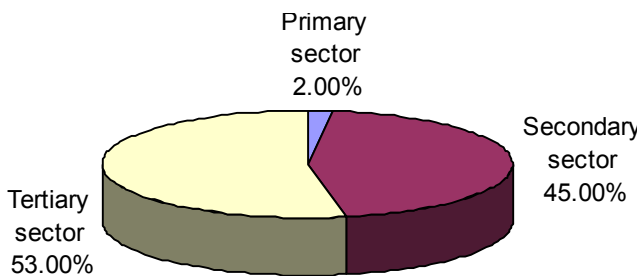
MEMBER OF EUROCHAMBRES	PORTUGUESE CHAMBER OF COMMERCE AND INDUSTRY (ASSOCIAÇÃO COMERCIAL DE LISBOA - CÂMARA COMÉRCIO E INDÚSTRIA PORTUGUESA)									
REGIONAL CHAMBERS	<ul style="list-style-type: none"> None 									
LOCAL CHAMBERS	<ul style="list-style-type: none"> None 									
CHAMBERS OFFICES/ CHAMBERS ABROAD										
DESION-MAKING BODIES AND MANDATE	<ul style="list-style-type: none"> General Assembly Board of Directors 									
ACTIVITIES	<ul style="list-style-type: none"> Representing the interests of members Support to the internationalisation of companies Information / Advisory Service Promotion of economic development Export Documentation (ATA carnets, Certificates of Origin, Visas) Certifications of photocopies and translations Arbitration and/or conciliation services 									
PERFORMED UNDER GOVERNMENT MANDATE	<ul style="list-style-type: none"> Certificates of origin*, ATA carnets*, photocopies and translations 									
(*Tasks exclusive to Chambers)										
FINANCING (% of total revenue)	<ul style="list-style-type: none"> Members' contribution (10%) Sales of services (90%) 									
MOST RECENT LEGISLATIVE BASIS FOR CHAMBERS (adopted by Parliament*)	Decree-Law no.244/92 of 20 th October 1992 amended by Decree-Law no. 81/2000 of 10 th May 2000									
DO YOU PARTICIPATE TO THE TRIPARTITE SOCIAL DIALOGUE AT NATIONAL LEVEL?	<ul style="list-style-type: none"> N/A 									
BODY OVERSEEING CHAMBERS OF COMMERCE SYSTEM	<ul style="list-style-type: none"> Ministry of Economy and Innovation 									
TYPE OF AFFILIATION	<ul style="list-style-type: none"> Voluntary 									
TOTAL NUMBER OF MEMBERS REPRESENTED BY THE ORGANISATION	<ul style="list-style-type: none"> 5 000 									
TYPE OF MEMBERS	<ul style="list-style-type: none"> Companies 									
MEMBERSHIP INFO										
SIZE OF ENTERPRISES	 <table border="1"> <caption>Size of Member Enterprises</caption> <thead> <tr> <th>Size</th> <th>Percentage</th> </tr> </thead> <tbody> <tr> <td>Small</td> <td>65%</td> </tr> <tr> <td>Medium</td> <td>25%</td> </tr> <tr> <td>Large</td> <td>10%</td> </tr> </tbody> </table>		Size	Percentage	Small	65%	Medium	25%	Large	10%
Size	Percentage									
Small	65%									
Medium	25%									
Large	10%									
SECTOR OF MEMBER ENTERPRISES	 <table border="1"> <caption>Sector of Member Enterprises</caption> <thead> <tr> <th>Sector</th> <th>Percentage</th> </tr> </thead> <tbody> <tr> <td>Secondary sector</td> <td>69.00%</td> </tr> <tr> <td>Tertiary sector</td> <td>30.00%</td> </tr> <tr> <td>Primary sector</td> <td>1.00%</td> </tr> </tbody> </table>		Sector	Percentage	Secondary sector	69.00%	Tertiary sector	30.00%	Primary sector	1.00%
Sector	Percentage									
Secondary sector	69.00%									
Tertiary sector	30.00%									
Primary sector	1.00%									
QUALITY STARDARDS	Association	None								
	Local Chambers	None								
CONTACT	<p>Name: Bruno Carlos Pinto Basto Bobone (President) Pedro Madeira Rodrigues (Secretary General) Address: Rua Portas de Santo Antão 89, 1169-022, Lisboa, Portugal Phone: +351 21 322 40 50 Fax: +351 21 322 40 52 E-mail: pmr@acl.org.pt Website : www.acl.org.pt</p>									

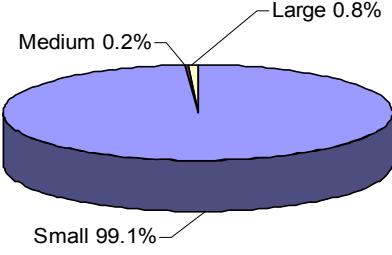
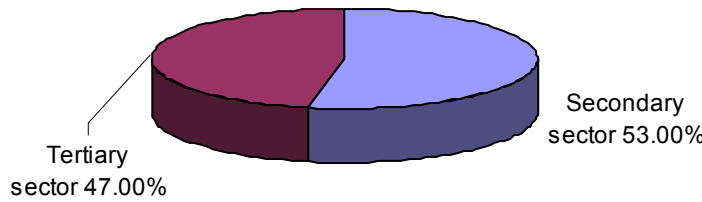
ROMANIA										
MEMBER OF EUROCHAMBRES	THE CHAMBER OF COMMERCE AND INDUSTRY OF ROMANIA (CAMERA DE COMERT SI INDUSTRIE A ROMANIEI)									
REGIONAL CHAMBERS	<ul style="list-style-type: none"> 42 County Chambers 									
LOCAL CHAMBERS										
CHAMBERS OFFICES/ CHAMBERS ABROAD										
DESION-MAKING BODIES AND MANDATE	<ul style="list-style-type: none"> General Assembly President (5 years) Management Board (5 years) Elected Management Board (5 years) 									
ACTIVITIES	<ul style="list-style-type: none"> Representing the general interests of business Promotion of economic development Social partner at government level Information / Advisory services Business development services Training Internationalisation of business Arbitration and / or conciliation services* Issuing of certificates (certificates of origin, ATA carnets)* Main shareholder / commercial companies 									
PERFORMED UNDER GOVERNMENT MANDATE	<ul style="list-style-type: none"> Electronic Archive of Real Movable Guarantees 									
(*Tasks exclusive to Chambers)										
FINANCING (% of total revenue)	<ul style="list-style-type: none"> Members' contributions (0,01%) Sales of Services (33,87%) Shares in companies, dividends, rents (10,13%) Arbitration (12,21%) 									
MOST RECENT LEGISLATIVE BASIS FOR CHAMBERS (adopted by Parliament*)	<ul style="list-style-type: none"> Law 335/2007 									
DO YOU PARTICIPATE TO THE TRIPARTITE SOCIAL DIALOGUE AT NATIONAL LEVEL?	<ul style="list-style-type: none"> N/A 									
BODY OVERSEEING CHAMBERS OF COMMERCE SYSTEM	<ul style="list-style-type: none"> None 									
TYPE OF AFFILIATION	<ul style="list-style-type: none"> Voluntary 									
TOTAL NUMBER OF MEMBERS REPRESENTED BY THE ORGANISATION	<ul style="list-style-type: none"> 78 collective members, out of which 42 county chambers (representing the interests of 12 000 members) 									
TYPE OF MEMBERS	<ul style="list-style-type: none"> County chambers / Bilateral Chambers / Confederations, Employers Associations, Foundations , Associations 									
MEMBERSHIP INFO										
SIZE OF ENTERPRISES	<table border="1"> <caption>Enterprise Size Distribution</caption> <thead> <tr> <th>Size</th> <th>Percentage</th> </tr> </thead> <tbody> <tr> <td>Small</td> <td>80%</td> </tr> <tr> <td>Medium</td> <td>11%</td> </tr> <tr> <td>Large</td> <td>9%</td> </tr> </tbody> </table>		Size	Percentage	Small	80%	Medium	11%	Large	9%
Size	Percentage									
Small	80%									
Medium	11%									
Large	9%									
SECTOR OF MEMBER ENTERPRISES	<table border="1"> <caption>Sector of Member Enterprises</caption> <thead> <tr> <th>Sector</th> <th>Percentage</th> </tr> </thead> <tbody> <tr> <td>Secondary sector</td> <td>68.00%</td> </tr> <tr> <td>Tertiary sector</td> <td>32.00%</td> </tr> </tbody> </table>		Sector	Percentage	Secondary sector	68.00%	Tertiary sector	32.00%		
Sector	Percentage									
Secondary sector	68.00%									
Tertiary sector	32.00%									
QUALITY STARDARDS	Association	ISO 9001, 2008								
	Local Chambers	Several local Chambers are certified								
CONTACT	Name: Mihail.M. Vlasov (President) Luiza Grigorescu (Secretary General) Address: 2 Octavian Goga Blvd., Sector 3, Bucharest, 030982 Romania Phone: +4021 319 01 14 - 18 Fax: +4021319 00 92 E-mail: ccir@ccir.ro or drp@ccir.ro									

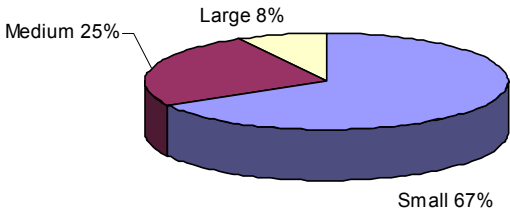
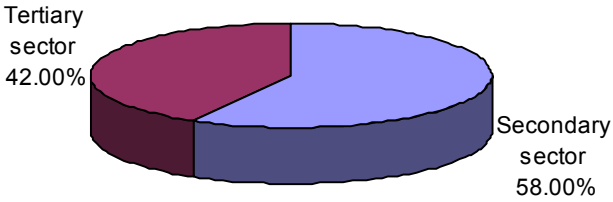
SLOVAKIA

MEMBER OF EUROCHAMBRES	SLOVAK CHAMBER OF COMMERCE AND INDUSTRY (SCCI) (SLOVENSKA OBCHODNA A PRIEMYSELNA KOMORA (SOPK))									
REGIONAL CHAMBERS	<ul style="list-style-type: none"> • None 									
LOCAL CHAMBERS	<ul style="list-style-type: none"> • None 									
CHAMBERS OFFICES/ CHAMBERS ABROAD	<ul style="list-style-type: none"> • 9 Regional Branch Offices of the SCCI 									
DESION-MAKING BODIES AND MANDATE	<ul style="list-style-type: none"> • Genera Assembly (re-elected every 5 years) • Board of Directors (5 years) • Executive Chairman/President (5 years) 									
ACTIVITIES	<ul style="list-style-type: none"> • Representing the general interests of business • Information / Advisory Service • Promotion of economic development • Training • Arbitration and / or conciliation services • International relations 									
PERFORMED UNDER GOVERNMENT MANDATE	<ul style="list-style-type: none"> • Issuing of certificates and carnets ATA 									
(*Tasks exclusive to Chambers)										
FINANCING (% of total revenue)	<ul style="list-style-type: none"> • Members' contributions (43%) • Sales of Services (51%) • Projects and grants (6%) 									
MOST RECENT LEGISLATIVE BASIS FOR CHAMBERS (adopted by Parliament*)	<ul style="list-style-type: none"> • December 1991 									
DO YOU PARTICIPATE TO THE TRIPARTITE SOCIAL DIALOGUE AT NATIONAL LEVEL?	<ul style="list-style-type: none"> • N/A 									
BODY OVERSEEING CHAMBERS OF COMMERCE SYSTEM	<ul style="list-style-type: none"> • None 									
TYPE OF AFFILIATION	<ul style="list-style-type: none"> • Voluntary 									
TOTAL NUMBER OF MEMBERS REPRESENTED BY THE ORGANISATION	<ul style="list-style-type: none"> • 8 102 									
TYPE OF MEMBERS	<ul style="list-style-type: none"> • Physical and legal entities 									
MEMBERSHIP INFO										
SIZE OF ENTERPRISES	 <table border="1" style="margin-left: auto; margin-right: auto;"> <caption>Enterprise Size Distribution</caption> <thead> <tr> <th>Size</th> <th>Percentage</th> </tr> </thead> <tbody> <tr> <td>Small</td> <td>63%</td> </tr> <tr> <td>Medium</td> <td>31%</td> </tr> <tr> <td>Large</td> <td>6%</td> </tr> </tbody> </table>		Size	Percentage	Small	63%	Medium	31%	Large	6%
Size	Percentage									
Small	63%									
Medium	31%									
Large	6%									
SECTOR OF MEMBER ENTERPRISES	 <table border="1" style="margin-left: auto; margin-right: auto;"> <caption>Sector of Member Enterprises</caption> <thead> <tr> <th>Sector</th> <th>Percentage</th> </tr> </thead> <tbody> <tr> <td>Secondary sector</td> <td>84.00%</td> </tr> <tr> <td>Tertiary sector</td> <td>16.00%</td> </tr> </tbody> </table>		Sector	Percentage	Secondary sector	84.00%	Tertiary sector	16.00%		
Sector	Percentage									
Secondary sector	84.00%									
Tertiary sector	16.00%									
QUALITY STARDARDS	Association	None								
	Local Chambers	None								
CONTACT	<p>Name: Martin Hrivik (Secretary General) Address: Gorkeho 9, SK-816 03, Bratislava 1, Slovak Republic Phone: +421 2 54 13 12 28 / 54 43 32 91 Fax: +421 2 54 13 11 59 E-mail: sopkurad@sopk.sk Website : www.sopk.sk</p>									

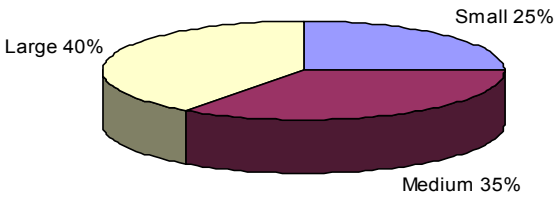
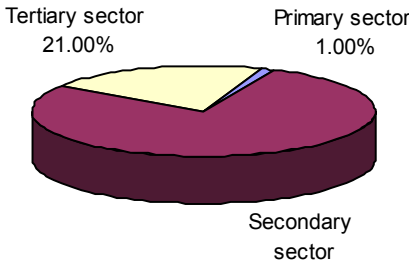
SLOVENIA

MEMBER OF EUROCHAMBRES	CHAMBER OF COMMERCE AND INDUSTRY OF SLOVENIA (GOSPODARSKA ZBORNICA SLOVENIJE)									
REGIONAL CHAMBERS	<ul style="list-style-type: none"> 13 Regional Chambers 									
LOCAL CHAMBERS	<ul style="list-style-type: none"> None 									
CHAMBERS OFFICES/ CHAMBERS ABROAD										
DESION-MAKING BODIES AND MANDATE	<ul style="list-style-type: none"> Assembly (re-elected every 4 years) Executive Committee (every 4 years) Supervisory Board (4 years) 									
ACTIVITIES PERFORMED UNDER GOVERNMENT MANDATE	<ul style="list-style-type: none"> Representing the general interests of business Information / Advisory services 									
(*Tasks exclusive to Chambers)										
FINANCING (% of total revenue)	<ul style="list-style-type: none"> Members' contributions (63%) Sales of Services (32%) Government subsidies (0%) Others (5%) 									
MOST RECENT LEGISLATIVE BASIS FOR CHAMBERS (adopted by Parliament*)	<ul style="list-style-type: none"> June 2006 									
DO YOU PARTICIPATE TO THE TRIPARTITE SOCIAL DIALOGUE AT NATIONAL LEVEL?	<ul style="list-style-type: none"> YES 									
BODY OVERSEEING CHAMBERS OF COMMERCE SYSTEM	<ul style="list-style-type: none"> Minister of the Economy 									
TYPE OF AFFILIATION	<ul style="list-style-type: none"> Voluntary 									
TOTAL NUMBER OF MEMBERS REPRESENTED BY THE ORGANISATION	<ul style="list-style-type: none"> 12 000 									
TYPE OF MEMBERS	<ul style="list-style-type: none"> Companies 									
MEMBERSHIP INFO										
SIZE OF ENTERPRISES	 <table border="1" style="margin-left: auto; margin-right: auto;"> <caption>Enterprise Size Distribution</caption> <thead> <tr> <th>Size</th> <th>Percentage</th> </tr> </thead> <tbody> <tr> <td>Small</td> <td>94%</td> </tr> <tr> <td>Medium</td> <td>3%</td> </tr> <tr> <td>Large</td> <td>3%</td> </tr> </tbody> </table>		Size	Percentage	Small	94%	Medium	3%	Large	3%
Size	Percentage									
Small	94%									
Medium	3%									
Large	3%									
SECTOR OF MEMBER ENTERPRISES	 <table border="1" style="margin-left: auto; margin-right: auto;"> <caption>Sector of Member Enterprises</caption> <thead> <tr> <th>Sector</th> <th>Percentage</th> </tr> </thead> <tbody> <tr> <td>Tertiary sector</td> <td>53.00%</td> </tr> <tr> <td>Secondary sector</td> <td>45.00%</td> </tr> <tr> <td>Primary sector</td> <td>2.00%</td> </tr> </tbody> </table>		Sector	Percentage	Tertiary sector	53.00%	Secondary sector	45.00%	Primary sector	2.00%
Sector	Percentage									
Tertiary sector	53.00%									
Secondary sector	45.00%									
Primary sector	2.00%									
QUALITY STARDARDS	Association	None								
	Local Chambers	None								
CONTACT	Name: Samo Hribar Milič MA (General Manager) Address: Dimičeva 13, 1504, Ljubljana, Slovenia Phone: +386 1 58 98 000 Fax: +386 1 58 98 100 E-mail: info@gzs.si Website : www.gzs.si									

SPAIN		
MEMBER OF EUROCHAMBRES		HIGH COUNCIL OF CHAMBERS OF COMMERCE, INDUSTRY AND NAVIGATION OF SPAIN (CONSEJO SUPERIOR DE CÁMARAS OFICIALES DE COMERCIO, INDUSTRIA Y NAVEGACIÓN DE ESPAÑA (CSC))
REGIONAL CHAMBERS		<ul style="list-style-type: none"> 7 Regional Chambers
LOCAL CHAMBERS		<ul style="list-style-type: none"> 88 Local Chambers
CHAMBERS OFFICES/ CHAMBERS ABROAD		
DESION-MAKING BODIES AND MANDATE		<ul style="list-style-type: none"> General Assembly (re-elected every 4 years) President (re-elected every 4 years) Board (re-elected every 4 years) 19 Advisory Committees (consultative role)
ACTIVITIES		<ul style="list-style-type: none"> Employment services Information / Advisory Services Promotion of the entrepreneurship Support services for the creation of enterprises One-stop-shop for the creation of enterprises Business support to women Services related to the new information and communication technologies Digital Certification Innovation
PERFORMED UNDER GOVERNMENT MANDATE		<ul style="list-style-type: none"> Representing the general interests of businesses Promotion of trade, industry, navigation and economic development Internationalisation Training and Vocational Training Arbitration services Issuing of certificates, ATA carnets Advisory and consultative role vis-à-vis public authorities Industrial subcontracting services Economic Studies and data bases
(*Tasks exclusive to Chambers)		
FINANCING (% of total revenue)		<ul style="list-style-type: none"> Members' contributions: 64% Sales of Services: 17% Grants from UE, national or regional authorities: 14% (projects) Others: 5%
MOST RECENT LEGISLATIVE BASIS FOR CHAMBERS (adopted by Parliament*)		<ul style="list-style-type: none"> Law 3/1993
DO YOU PARTICIPATE TO THE TRIPARTITE SOCIAL DIALOGUE AT NATIONAL LEVEL?		<ul style="list-style-type: none"> NO
BODY OVERSEEING CHAMBERS OF COMMERCE SYSTEM		<ul style="list-style-type: none"> Chambers: Comunidades Autónomas (Regional Governments) Consejo: Ministry of Industry, Tourism and Commerce
TYPE OF AFFILIATION		<ul style="list-style-type: none"> Automatic
TOTAL NUMBER OF MEMBERS REPRESENTED BY THE ORGANISATION		<ul style="list-style-type: none"> 3 718 037
TYPE OF MEMBERS		<ul style="list-style-type: none"> Companies
MEMBERSHIP INFO		
SIZE OF ENTERPRISES		SECTOR OF MEMBER ENTERPRISES
 <p>A 3D pie chart illustrating the distribution of enterprise sizes among members. The chart is divided into three segments: a large blue segment for 'Small' enterprises at 99.1%, a very thin yellow segment for 'Medium' enterprises at 0.2%, and a small red segment for 'Large' enterprises at 0.8%.</p>		 <p>A 3D pie chart showing the sectors of member enterprises. The chart is split into two main segments: a blue segment for the 'Tertiary sector' at 47.00% and a red segment for the 'Secondary sector' at 53.00%.</p>
QUALITY STARDARDS		
Association		None
Local Chambers		Many Spanish Chambers are certified
CONTACT		<p>Name: Fernando Puerto (Delegate in Brussels) / Cristina Moreno (Head of European Department) Address: Rue de Luxembourg 19-21, B-1000 Brussels / Ribera del Loira 12, E-28042, Madrid, Spain Phone: +32 (0)2 705 67 50 / +34 91 590 69 00 Fax: +32 (0)2 705 66 40 / +34 91 590 69 08 E-mail: delegacion.bruselas@cscamaras.es Website : www.camaras.org</p>

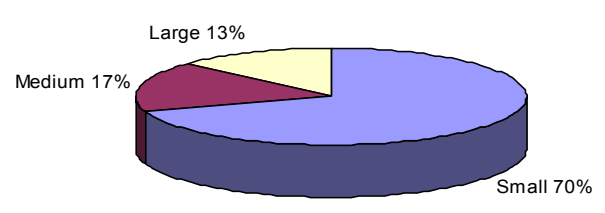
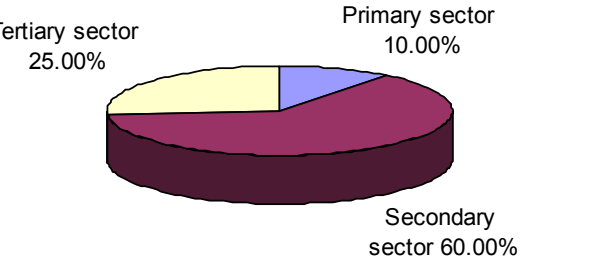
SWEDEN		
MEMBER OF EUROCHAMBRES		THE ASSOCIATION OF SWEDISH CHAMBERS OF COMMERCE AND INDUSTRY (SVENSKA HANDELSKAMMARFÖRBUNDET)
REGIONAL CHAMBERS		<ul style="list-style-type: none"> 8 Regional Chambers
LOCAL CHAMBERS		<ul style="list-style-type: none"> most chambers organize local business groups or committees
CHAMBERS OFFICES/ CHAMBERS ABROAD		
DESION-MAKING BODIES AND MANDATE		<ul style="list-style-type: none"> The Board is made up of the Chamber managers The Managing Director of the Stockholm CCI is also Managing Director of the Association Office = Stockholm Chamber of Commerce
ACTIVITIES		<ul style="list-style-type: none"> Policy Networks Services ATA Certificates Certificates of Origin, EUR. 1 Public procurement inspector
PERFORMED UNDER GOVERNMENT MANDATE		
(*Tasks exclusive to Chambers)		
FINANCING (% of total revenue)		<ul style="list-style-type: none"> Regional chambers are mainly financed by: Services sold (5 – 20%) Trade documents sold (5 – 30%) Membership fees (10 – 40%) Project administration (0 – 50%)
MOST RECENT LEGISLATIVE BASIS FOR CHAMBERS (adopted by Parliament*)		<ul style="list-style-type: none"> 1990
DO YOU PARTICIPATE TO THE TRIPARTITE SOCIAL DIALOGUE AT NATIONAL LEVEL?		<ul style="list-style-type: none"> N/A
BODY OVERSEEING CHAMBERS OF COMMERCE SYSTEM		<ul style="list-style-type: none"> National Board of Trade
TYPE OF AFFILIATION		<ul style="list-style-type: none"> Voluntary
TOTAL NUMBER OF MEMBERS REPRESENTED BY THE ORGANISATION		<ul style="list-style-type: none"> 6 000
TYPE OF MEMBERS		<ul style="list-style-type: none"> Companies
MEMBERSHIP INFO		
SIZE OF ENTERPRISES		 <p>Small 67% Medium 25% Large 8%</p>
SECTOR OF MEMBER ENTERPRISES		 <p>Secondary sector 58.00% Tertiary sector 42.00%</p>
QUALITY STARDARDS		
	Association	None
	Local Chambers	None
CONTACT		<p>Name: Carl-Johan Jargenius (Coordinator) Address: Box 16050 103 21, Stockholm, Sweden Phone: +468 555 100 00 Fax: +468 566 316 35 E-mail: carl-johan.jargenius@chamber.se Website : www.cci.se</p>

UNITED KINGDOM

MEMBER OF EUROCHAMBRES	BRITISH CHAMBERS OF COMMERCE									
REGIONAL CHAMBERS	<ul style="list-style-type: none"> • None 									
LOCAL CHAMBERS	<ul style="list-style-type: none"> • 55 Accredited Chambers 									
CHAMBERS OFFICES/ CHAMBERS ABROAD										
DESION-MAKING BODIES AND MANDATE	<ul style="list-style-type: none"> • Board of Directors • Non-executive members serve three year terms 									
ACTIVITIES	<ul style="list-style-type: none"> • Representing the general interests of business • Policy formulation • Information / Advisory Service • Promotion of economic development • International Trade contracts • Quality assured certification body • Development of Commercial services for Members • Skills development • Business training 									
PERFORMED UNDER GOVERNMENT MANDATE	<ul style="list-style-type: none"> • Export documentation* • Some Information Advisory services 									
(*Tasks exclusive to Chambers)										
FINANCING (% of total revenue)	<ul style="list-style-type: none"> • Members' contributions (60%) • Sales of services (30%) • Sponsorship (10%) 									
MOST RECENT LEGISLATIVE BASIS FOR CHAMBERS (adopted by Parliament*)										
DO YOU PARTICIPATE TO THE TRIPARTITE SOCIAL DIALOGUE AT NATIONAL LEVEL?	<ul style="list-style-type: none"> • N/A 									
BODY OVERSEEING CHAMBERS OF COMMERCE SYSTEM	<ul style="list-style-type: none"> • None 									
TYPE OF AFFILIATION	<ul style="list-style-type: none"> • Voluntary 									
TOTAL NUMBER OF MEMBERS REPRESENTED BY THE ORGANISATION	<ul style="list-style-type: none"> • 99 000 									
TYPE OF MEMBERS	<ul style="list-style-type: none"> • Public and private sector 									
MEMBERSHIP INFO										
SIZE OF ENTERPRISES	 <table border="1" style="margin-left: auto; margin-right: auto;"> <caption>Enterprise Size Distribution</caption> <thead> <tr> <th>Size</th> <th>Percentage</th> </tr> </thead> <tbody> <tr> <td>Large</td> <td>40%</td> </tr> <tr> <td>Medium</td> <td>35%</td> </tr> <tr> <td>Small</td> <td>25%</td> </tr> </tbody> </table>		Size	Percentage	Large	40%	Medium	35%	Small	25%
Size	Percentage									
Large	40%									
Medium	35%									
Small	25%									
SECTOR OF MEMBER ENTERPRISES	 <table border="1" style="margin-left: auto; margin-right: auto;"> <caption>Sector of Member Enterprises</caption> <thead> <tr> <th>Sector</th> <th>Percentage</th> </tr> </thead> <tbody> <tr> <td>Tertiary sector</td> <td>21.00%</td> </tr> <tr> <td>Secondary sector</td> <td></td> </tr> <tr> <td>Primary sector</td> <td>1.00%</td> </tr> </tbody> </table>		Sector	Percentage	Tertiary sector	21.00%	Secondary sector		Primary sector	1.00%
Sector	Percentage									
Tertiary sector	21.00%									
Secondary sector										
Primary sector	1.00%									
QUALITY STARDARDS	Association	None								
	Local Chambers	None								
CONTACT	<p> Name: David Frost (Director General) Address: 65 Petty France, SW1H 9EU, London, United Kingdom Phone: +44 207 654 58 00 Fax: +44 207 654 58 19 E-mail: info@britishchambers.org.uk Website : www.chamberonline.co.uk </p>									

EASTERN EUROPE COUNTRIES

ARMENIA

MEMBER OF EUROCHAMBRES		CHAMBER OF COMMERCE AND INDUSTRY OF THE REPUBLIC OF ARMENIA								
REGIONAL CHAMBERS		<ul style="list-style-type: none"> • 11 Regional Chambers 								
LOCAL CHAMBERS		<ul style="list-style-type: none"> • None 								
CHAMBERS OFFICES/ CHAMBERS ABROAD										
DESION-MAKING BODIES AND MANDATE		<ul style="list-style-type: none"> • President (5 years) • Presidium (5 years) 								
ACTIVITIES		<ul style="list-style-type: none"> • Verification of force-majeure circumstances (force-majeure) in correspondence with commercial agreements and international contracts of the Republic of Armenia • Advisory / consultative role vis à vis public authorities and regions • Representing the general interests of business • Information / Advisory service • Promotion of economic development • Training • Arbitration and/or conciliation services • Internationalisation 								
PERFORMED UNDER GOVERNMENT MANDATE		<ul style="list-style-type: none"> • Issuing of certificates • Verification of invoices , price lists, as well as commercial contracts of exported goods on the base of the applications of entrepreneurial activities subjects 								
(*Tasks exclusive to Chambers)										
FINANCING (% of total revenue)		<ul style="list-style-type: none"> • Members' contributions (7%) • Sales of services (86%) • Others (7%) 								
MOST RECENT LEGISLATIVE BASIS FOR CHAMBERS (adopted by Parliament*)		<ul style="list-style-type: none"> • April 2006 								
DO YOU PARTICIPATE TO THE TRIPARTITE SOCIAL DIALOGUE AT NATIONAL LEVEL?		<ul style="list-style-type: none"> • N/A 								
BODY OVERSEEING CHAMBERS OF COMMERCE SYSTEM		<ul style="list-style-type: none"> • None 								
TYPE OF AFFILIATION		<ul style="list-style-type: none"> • Voluntary 								
TOTAL NUMBER OF MEMBERS REPRESENTED BY THE ORGANISATION		<ul style="list-style-type: none"> • 2 750 								
TYPE OF MEMBERS		<ul style="list-style-type: none"> • Companies 								
MEMBERSHIP INFO										
SIZE OF ENTERPRISES		 <table border="1"> <caption>Size of Enterprises</caption> <thead> <tr> <th>Size</th> <th>Percentage</th> </tr> </thead> <tbody> <tr> <td>Small</td> <td>70%</td> </tr> <tr> <td>Medium</td> <td>17%</td> </tr> <tr> <td>Large</td> <td>13%</td> </tr> </tbody> </table>	Size	Percentage	Small	70%	Medium	17%	Large	13%
Size	Percentage									
Small	70%									
Medium	17%									
Large	13%									
SECTOR OF MEMBER ENTERPRISES		 <table border="1"> <caption>Sector of Member Enterprises</caption> <thead> <tr> <th>Sector</th> <th>Percentage</th> </tr> </thead> <tbody> <tr> <td>Secondary sector</td> <td>60.00%</td> </tr> <tr> <td>Tertiary sector</td> <td>25.00%</td> </tr> <tr> <td>Primary sector</td> <td>10.00%</td> </tr> </tbody> </table>	Sector	Percentage	Secondary sector	60.00%	Tertiary sector	25.00%	Primary sector	10.00%
Sector	Percentage									
Secondary sector	60.00%									
Tertiary sector	25.00%									
Primary sector	10.00%									
QUALITY STARDARDS		<table border="1"> <thead> <tr> <th>Association</th> <th>Local Chambers</th> </tr> </thead> <tbody> <tr> <td>Government standards</td> <td>None</td> </tr> </tbody> </table>	Association	Local Chambers	Government standards	None				
Association	Local Chambers									
Government standards	None									
CONTACT		<p> Name: Mr. Araik Vardanyan (Executive Director) Address: 11, Khandjyan str., AM – 0010 Yerevan Phone: +37410 / 56 01 84 or +37410 / 56 01 96 Fax: +37410 / 58 78 71 E-mail: armcci@arminco.com Website : www.armcci.am </p>								

AZERBAIJAN*		
MEMBER OF EUROCHAMBRES		CHAMBER OF COMMERCE AND INDUSTRY OF THE AZERBAIJAN REPUBLIC (Azərbaycan Respublikası Ticarət və Sənaye Palatası)
REGIONAL CHAMBERS		• None
LOCAL CHAMBERS		• None
CHAMBERS OFFICES/ CHAMBERS ABROAD		
DESION-MAKING BODIES AND MANDATE		<ul style="list-style-type: none"> • Congress • President • Board of Members (presidium)
ACTIVITIES		<ul style="list-style-type: none"> • Organization of Exhibitions, Fairs, business and trade missions, and other events • Information-consultation services • Legal services • Arbitration Court • Goods examination (expertise) • Export documentation • Advertising services • translation services • Rendering services for trade-marks and patents registration
PERFORMED UNDER GOVERNMENT MANDATE		
(*Tasks exclusive to Chambers)		
FINANCING (% of total revenue)		• N/A
MOST RECENT LEGISLATIVE BASIS FOR CHAMBERS (adopted by Parliament*)		• 1995
DO YOU PARTICIPATE TO THE TRIPARTITE SOCIAL DIALOGUE AT NATIONAL LEVEL?		• N/A
BODY OVERSEEING CHAMBERS OF COMMERCE SYSTEM		• None
TYPE OF AFFILIATION		• Voluntary
TOTAL NUMBER OF MEMBERS REPRESENTED BY THE ORGANISATION		• 350
TYPE OF MEMBERS		• Companies
MEMBERSHIP INFO		N/A
QUALITY STARDARDS		
	Association	None
	Local Chambers	None
CONTACT		<u>Name:</u> Mr. Mehman Ahmadov (Vice-President) <u>Address:</u> 31, Istiglaliyyat street, Baku – AZ1001 <u>Phone:</u> +994-12-492 89 12 <u>Fax:</u> +994-12-497 19 97 <u>E-mail:</u> expo@chamber.baku.az <u>Website :</u> www.chamber.com.az/

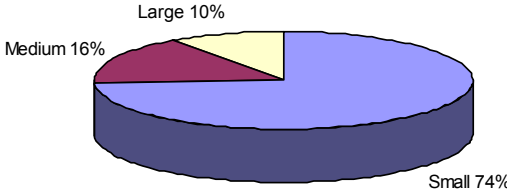
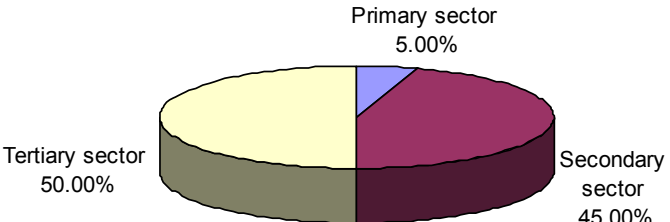
* Last update in 2007

BELARUS										
MEMBER OF EUROCHAMBRES	BELARUSIAN CHAMBER OF COMMERCE AND INDUSTRY (БЕЛОРУССКАЯ ТОРГОВО-ПРОМЫШЛЕННАЯ ПАЛАТА)									
REGIONAL CHAMBERS	<ul style="list-style-type: none"> • 6 Regional Offices 									
LOCAL CHAMBERS	<ul style="list-style-type: none"> • 31 Local Offices 									
CHAMBERS OFFICES/ CHAMBERS ABROAD										
DESION-MAKING BODIES AND MANDATE	<ul style="list-style-type: none"> • Convention (re-elected every 3 years) • Council (annually) • Presidium (every 2 months) 									
ACTIVITIES	<ul style="list-style-type: none"> • Representing the general interests of business • Training • Promotion of economic development • Information / Advisory service • Internationalisation • Arbitration and / or conciliation services 									
PERFORMED UNDER GOVERNMENT MANDATE	<ul style="list-style-type: none"> • Issuing of certificates "A" of origin* • Issuing of ATA carnets* • Arbitration – International Arbitration Court 									
(*Tasks exclusive to Chambers)										
FINANCING (% of total revenue)	<ul style="list-style-type: none"> • Members' contributions (4.5%) • Sales of Services (95.5%) 									
MOST RECENT LEGISLATIVE BASIS FOR CHAMBERS (adopted by Parliament*)	<ul style="list-style-type: none"> • June 2003 									
DO YOU PARTICIPATE TO THE TRIPARTITE SOCIAL DIALOGUE AT NATIONAL LEVEL?	<ul style="list-style-type: none"> • N/A 									
BODY OVERSEEING CHAMBERS OF COMMERCE SYSTEM	<ul style="list-style-type: none"> • None 									
TYPE OF AFFILIATION	<ul style="list-style-type: none"> • Voluntary 									
TOTAL NUMBER OF MEMBERS REPRESENTED BY THE ORGANISATION	<ul style="list-style-type: none"> • 1 750 									
TYPE OF MEMBERS	<ul style="list-style-type: none"> • Companies 									
MEMBERSHIP INFO										
SIZE OF ENTERPRISES	<table border="1"> <caption>Size of Member Enterprises</caption> <thead> <tr> <th>Size</th> <th>Percentage</th> </tr> </thead> <tbody> <tr> <td>Large</td> <td>37%</td> </tr> <tr> <td>Medium</td> <td>28%</td> </tr> <tr> <td>Small</td> <td>35%</td> </tr> </tbody> </table>		Size	Percentage	Large	37%	Medium	28%	Small	35%
Size	Percentage									
Large	37%									
Medium	28%									
Small	35%									
SECTOR OF MEMBER ENTERPRISES	<table border="1"> <caption>Sector of Member Enterprises</caption> <thead> <tr> <th>Sector</th> <th>Percentage</th> </tr> </thead> <tbody> <tr> <td>Secondary sector</td> <td>88.00%</td> </tr> <tr> <td>Tertiary sector</td> <td>11.00%</td> </tr> <tr> <td>Primary sector</td> <td>1.00%</td> </tr> </tbody> </table>		Sector	Percentage	Secondary sector	88.00%	Tertiary sector	11.00%	Primary sector	1.00%
Sector	Percentage									
Secondary sector	88.00%									
Tertiary sector	11.00%									
Primary sector	1.00%									
QUALITY STARDARDS	Association	None								
	Local Chambers	None								
CONTACT	Name: Vladimir E. Sobolev, (Counsellor) Address: Kommunisticheskaja Str. 11, 220029, Minsk, Belarus Phone: +375 17 237 79 66 Fax: +375 172 377 971 E-mail: mbox@cci.by Website : www.cci.by									

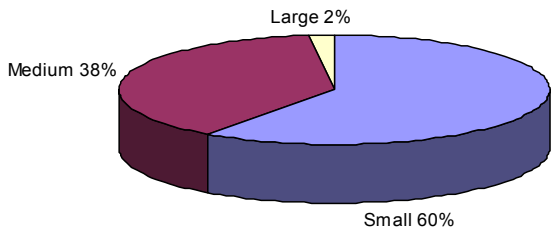
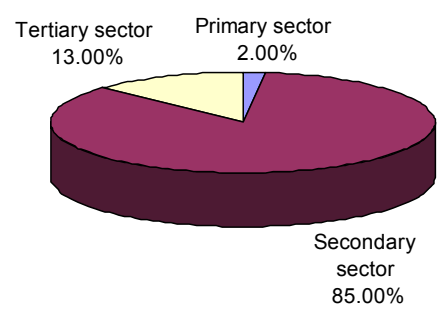
GEORGIA

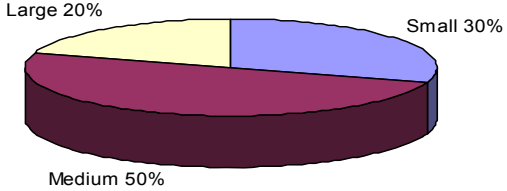
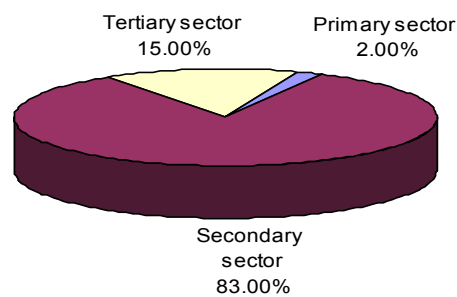
MEMBER OF EUROCHAMBRES	GEORGIAN CHAMBER OF COMMERCE AND INDUSTRY	
REGIONAL CHAMBERS	<ul style="list-style-type: none"> • 6 Regional Chambers 	
LOCAL CHAMBERS	<ul style="list-style-type: none"> • None 	
CHAMBERS OFFICES/ CHAMBERS ABROAD		
DESION-MAKING BODIES AND MANDATE	<ul style="list-style-type: none"> • General Assembly • Board • President 	
ACTIVITIES	<ul style="list-style-type: none"> • Information and consultation service • Training and improvement of professional skill of the staff for business sector • Arranging of the foreign and local production exhibitions and presentations inside the country and abroad • Drawing up the business plans for small and medium businesses, developing of investment proposals, marketing researches. • Translating and interpreting • Issuing the certificates of force major • Verification of documents related to trade, customs and port activities 	
PERFORMED UNDER GOVERNMENT MANDATE	<ul style="list-style-type: none"> • Quantitative and qualitative testing and expertise of the local and imported goods • Arbitration 	
(*Tasks exclusive to Chambers)		
FINANCING (% of total revenue)	<ul style="list-style-type: none"> • Sale of services (80%) • Members' contributions (20%) 	
MOST RECENT LEGISLATIVE BASIS FOR CHAMBERS (adopted by Parliament*)	<ul style="list-style-type: none"> • 26/10/2001 	
DO YOU PARTICIPATE TO THE TRIPARTITE SOCIAL DIALOGUE AT NATIONAL LEVEL?	<ul style="list-style-type: none"> • N/A 	
BODY OVERSEEING CHAMBERS OF COMMERCE SYSTEM	<ul style="list-style-type: none"> • Government 	
TYPE OF AFFILIATION	<ul style="list-style-type: none"> • Voluntary 	
TOTAL NUMBER OF MEMBERS REPRESENTED BY THE ORGANISATION	<ul style="list-style-type: none"> • 1 500 	
TYPE OF MEMBERS	<ul style="list-style-type: none"> • Companies 	
MEMBERSHIP INFO	N/A	
QUALITY STARDARDS	Association	None
	Local Chambers	None
CONTACT	Name: Mr. Jemal Inaishvili (President) Address: Berdznis str.29, 0114 Tbilisi, Georgia Phone: +995 32720710;724546 Fax: +995 32 723190 E-mail: info@gcci.ge Website : www.gcci.ge	

MOLDOVA

MEMBER OF EUROCHAMBRES	CHAMBER OF COMMERCE AND INDUSTRY OF THE REPUBLIC OF MOLDOVA									
REGIONAL CHAMBERS	<ul style="list-style-type: none"> • 9 Branches 									
LOCAL CHAMBERS	<ul style="list-style-type: none"> • 22 Representations 									
CHAMBERS OFFICES/ CHAMBERS ABROAD										
DESION-MAKING BODIES AND MANDATE	<ul style="list-style-type: none"> • Congress (re-elected every 5 years) • Executive Bureau (5 years) • Inspection Commission (5 years) • Board of Directors (5 years) 									
ACTIVITIES	<ul style="list-style-type: none"> • Representing the general interests of business • Information / Advisory Service • Promotion of economic development • Training • Arbitration and / or conciliation services • Internationalisation 									
PERFORMED UNDER GOVERNMENT MANDATE	<ul style="list-style-type: none"> • Issuing of certificates • Social partner at government level 									
(*Tasks exclusive to Chambers)										
FINANCING (% of total revenue)	<ul style="list-style-type: none"> • Sale of Services (100%) 									
MOST RECENT LEGISLATIVE BASIS FOR CHAMBERS (adopted by Parliament*)	<ul style="list-style-type: none"> • 1999 									
DO YOU PARTICIPATE TO THE TRIPARTITE SOCIAL DIALOGUE AT NATIONAL LEVEL?	<ul style="list-style-type: none"> • N/A 									
BODY OVERSEEING CHAMBERS OF COMMERCE SYSTEM	<ul style="list-style-type: none"> • None 									
TYPE OF AFFILIATION	<ul style="list-style-type: none"> • Voluntary 									
TOTAL NUMBER OF MEMBERS REPRESENTED BY THE ORGANISATION	<ul style="list-style-type: none"> • 1443 									
TYPE OF MEMBERS	<ul style="list-style-type: none"> • Companies 									
MEMBERSHIP INFO										
SIZE OF ENTERPRISES	 <table border="1"> <caption>Enterprise Size Distribution</caption> <thead> <tr> <th>Size</th> <th>Percentage</th> </tr> </thead> <tbody> <tr> <td>Small</td> <td>74%</td> </tr> <tr> <td>Medium</td> <td>16%</td> </tr> <tr> <td>Large</td> <td>10%</td> </tr> </tbody> </table>		Size	Percentage	Small	74%	Medium	16%	Large	10%
Size	Percentage									
Small	74%									
Medium	16%									
Large	10%									
SECTOR OF MEMBER ENTERPRISES	 <table border="1"> <caption>Sector of Member Enterprises</caption> <thead> <tr> <th>Sector</th> <th>Percentage</th> </tr> </thead> <tbody> <tr> <td>Tertiary sector</td> <td>50.00%</td> </tr> <tr> <td>Secondary sector</td> <td>45.00%</td> </tr> <tr> <td>Primary sector</td> <td>5.00%</td> </tr> </tbody> </table>		Sector	Percentage	Tertiary sector	50.00%	Secondary sector	45.00%	Primary sector	5.00%
Sector	Percentage									
Tertiary sector	50.00%									
Secondary sector	45.00%									
Primary sector	5.00%									
QUALITY STARDARDS	Association	None								
	Local Chambers	None								
CONTACT	<p> Name: Ludmila Rotaru Address: 151 Stefan cel Mare Avn., MD – 2004, Chisinau, Moldova Phone: +373 2 22 15 52 / 22 13 91 Fax: +373 22 22 23 44 25 / 22 13 91 or +373 24 14 53 E-mail: president@chamber.md; foreign@chamber.md Website : www.chamber.md </p>									

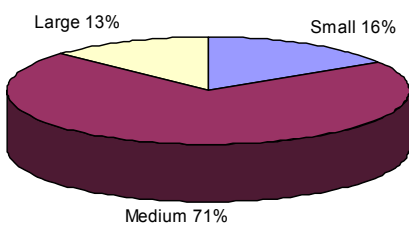
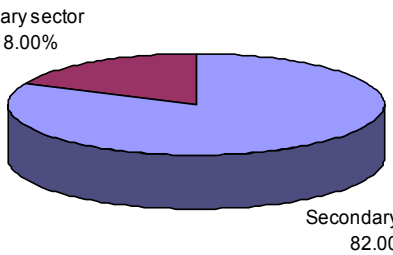
RUSSIAN FEDERATION

MEMBER OF EUROCHAMBRES	THE CHAMBER OF COMMERCE AND INDUSTRY OF THE RUSSIAN FEDERATION (Торгово-промышленная палата Российской Федерации)									
REGIONAL CHAMBERS	<ul style="list-style-type: none"> • 81 Regional Chambers 									
LOCAL CHAMBERS	<ul style="list-style-type: none"> • 90 Local Chambers 									
CHAMBERS OFFICES/ CHAMBERS ABROAD										
DESION-MAKING BODIES AND MANDATE	<ul style="list-style-type: none"> • Congress (periods between congresses) 5 years • Management Board (periods between congresses) 6 months • Executive Presidium (periods between congresses) 3 months 									
ACTIVITIES	<ul style="list-style-type: none"> • Representing the general interests of business • Information / Advisory Service • Promotion of economic development • Training • Issuing of certificates • Arbitration and/or conciliation services 									
PERFORMED UNDER GOVERNMENT MANDATE	<ul style="list-style-type: none"> • Issuing of 'A' Certificates of Origin and ATA carnets • Accreditation of foreign companies in Russia 									
(*Tasks exclusive to Chambers)										
FINANCING (% of total revenue)	<ul style="list-style-type: none"> • Members' contributions (20%) • Sales of Services (40%) • Shares trade and investment companies (40%) 									
MOST RECENT LEGISLATIVE BASIS FOR CHAMBERS (adopted by Parliament*)	<ul style="list-style-type: none"> • 1993 									
DO YOU PARTICIPATE TO THE TRIPARTITE SOCIAL DIALOGUE AT NATIONAL LEVEL?	<ul style="list-style-type: none"> • N/Aa 									
BODY OVERSEEING CHAMBERS OF COMMERCE SYSTEM	<ul style="list-style-type: none"> • None 									
TYPE OF AFFILIATION	<ul style="list-style-type: none"> • Voluntary 									
TOTAL NUMBER OF MEMBERS REPRESENTED BY THE ORGANISATION	<ul style="list-style-type: none"> • 44 718 									
TYPE OF MEMBERS	<ul style="list-style-type: none"> • Companies and associations 									
MEMBERSHIP INFO										
SIZE OF ENTERPRISES	 <table border="1" style="margin-left: auto; margin-right: auto;"> <caption>Enterprise Size Distribution</caption> <thead> <tr> <th>Size</th> <th>Percentage</th> </tr> </thead> <tbody> <tr> <td>Small</td> <td>60%</td> </tr> <tr> <td>Medium</td> <td>38%</td> </tr> <tr> <td>Large</td> <td>2%</td> </tr> </tbody> </table>		Size	Percentage	Small	60%	Medium	38%	Large	2%
Size	Percentage									
Small	60%									
Medium	38%									
Large	2%									
SECTOR OF MEMBER ENTERPRISES	 <table border="1" style="margin-left: auto; margin-right: auto;"> <caption>Sector of Member Enterprises</caption> <thead> <tr> <th>Sector</th> <th>Percentage</th> </tr> </thead> <tbody> <tr> <td>Secondary sector</td> <td>85.00%</td> </tr> <tr> <td>Tertiary sector</td> <td>13.00%</td> </tr> <tr> <td>Primary sector</td> <td>2.00%</td> </tr> </tbody> </table>		Sector	Percentage	Secondary sector	85.00%	Tertiary sector	13.00%	Primary sector	2.00%
Sector	Percentage									
Secondary sector	85.00%									
Tertiary sector	13.00%									
Primary sector	2.00%									
QUALITY STARDARDS	Association	None								
	Local Chambers	21, Regional Russian CCIs are certified with ISO 9000								
CONTACT	Name: Sergey Vasiliev (Director, International Cooperation Department) Address: 6 Ilyinka St., 109012, Moscow, Russia Phone: +7 (495) 620-0009 Fax: +7 (495) 620-0360 E-mail: tpprf@tpprf.ru Website : www.tpprf.ru/en									

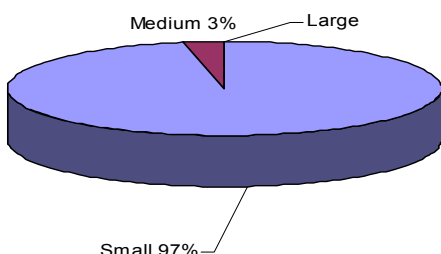
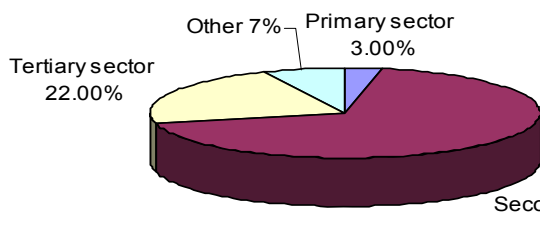
UKRAINE		
MEMBER OF EUROCHAMBRES		THE UKRAINIAN CHAMBER OF COMMERCE AND INDUSTRY (ТОРГОВО-ПРОМЫСЛОВА ПАЛАТА УКРАЇНИ)
REGIONAL CHAMBERS		<ul style="list-style-type: none"> • 27 Regional Chambers
LOCAL CHAMBERS		<ul style="list-style-type: none"> • None
CHAMBERS OFFICES/ CHAMBERS ABROAD		
DESION-MAKING BODIES AND MANDATE		<ul style="list-style-type: none"> • General Assembly: UCCI Congress (re-elected every 5 years) • President (5 years) • Bureau: UCCI Council and UCCI Presidium (5 years)
ACTIVITIES		<ul style="list-style-type: none"> • Representing the general interests of business • Information / Advisory Service, Euro Info Correspondence Centre Services • Promotion of economic development • Training • Arbitration and / or conciliation services • Issuing of certificates of origin • Internationalisation • Organizing exhibitions • Issuing ATA Carnets • Rendering surveyor services (inspection of quality and quantity of goods in trade operations..) • Advisory role vis-à-vis public authorities and regions
PERFORMED UNDER GOVERNMENT MANDATE		<ul style="list-style-type: none"> • Social partner at government level • Negotiations with State/Unions/Management • Export documentation–Certificates of origin* • Certificates as master craftsman*
(*Tasks exclusive to Chambers)		
FINANCING (% of total revenue)		<ul style="list-style-type: none"> • Sales of services (98%) • Members' contributions (2%)
MOST RECENT LEGISLATIVE BASIS FOR CHAMBERS (adopted by Parliament*)		<ul style="list-style-type: none"> • 1997
DO YOU PARTICIPATE TO THE TRIPARTITE SOCIAL DIALOGUE AT NATIONAL LEVEL?		<ul style="list-style-type: none"> • N/A
BODY OVERSEEING CHAMBERS OF COMMERCE SYSTEM		<ul style="list-style-type: none"> • None
TYPE OF AFFILIATION		<ul style="list-style-type: none"> • Voluntary
TOTAL NUMBER OF MEMBERS REPRESENTED BY THE ORGANISATION		<ul style="list-style-type: none"> • 8 950
TYPE OF MEMBERS		<ul style="list-style-type: none"> • Companies
MEMBERSHIP INFO		
SIZE OF ENTERPRISES		 <p>Large 20% Small 30% Medium 50%</p>
SECTOR OF MEMBER ENTERPRISES		 <p>Tertiary sector 15.00% Primary sector 2.00% Secondary sector 83.00%</p>
QUALITY STARDARDS	Association	None
	Local Chambers	None
CONTACT		<p>Name: Olena Belova (Senior Expert of Business Support Department) Address: 33 vul. Velyka Zhytomyrska, 01601, Kyiv, Ukraine Phone: +380 44 278 12 51 Fax: +380 44 278 14 43 E-mail: zov-bsd@ucci.org.ua Website : www.ucci.org.ua</p>

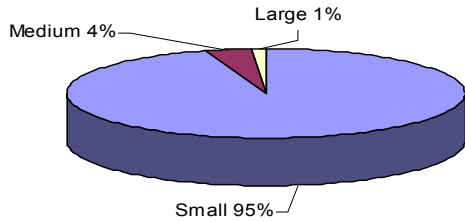
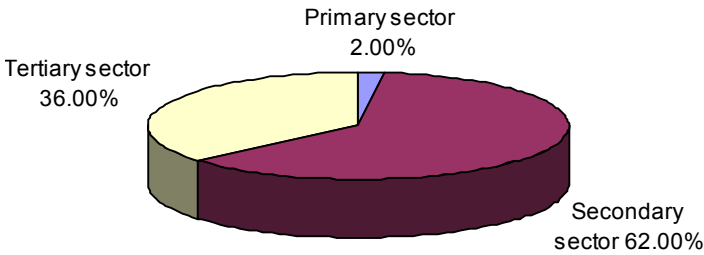
WESTERN BALKAN COUNTRIES

ALBANIA

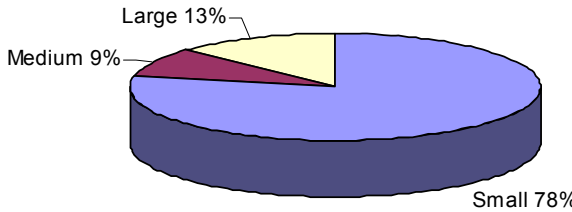
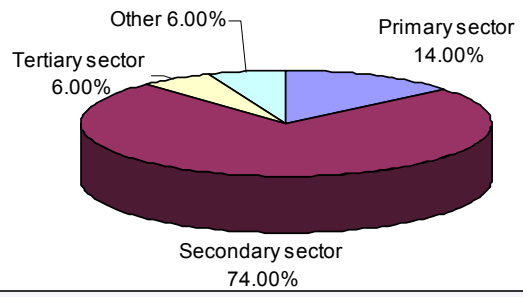
MEMBER OF EUROCHAMBRES	UNION OF CHAMBERS OF COMMERCE AND INDUSTRY OF ALBANIA (BASHKIMI IDHOMAVE TE TREGTISE DHE INDUSTRISE SE SHQIPERISE)									
REGIONAL CHAMBERS	<ul style="list-style-type: none"> 12 Regional Chambers 									
LOCAL CHAMBERS	<ul style="list-style-type: none"> None 									
CHAMBERS OFFICES/ CHAMBERS ABROAD	<ul style="list-style-type: none"> American Chamber of Commerce in Albania, and Greek – Albanian Chamber of Commerce and Industry 									
DESION-MAKING BODIES AND MANDATE	<ul style="list-style-type: none"> Assembly (re-elected every 4 years) Chairman (4 years) Board (4 years) 									
ACTIVITIES	<ul style="list-style-type: none"> Representing the general interests of business Information / Advisory Service Promotion of economic development Training Internationalisation 									
PERFORMED UNDER GOVERNMENT MANDATE										
(*Tasks exclusive to Chambers)										
FINANCING (% of total revenue)	<ul style="list-style-type: none"> Members' contributions (70%) Sales of Services (30%) 									
MOST RECENT LEGISLATIVE BASIS FOR CHAMBERS (adopted by Parliament*)	<ul style="list-style-type: none"> November 2006 									
DO YOU PARTICIPATE TO THE TRIPARTITE SOCIAL DIALOGUE AT NATIONAL LEVEL?	<ul style="list-style-type: none"> 									
BODY OVERSEEING CHAMBERS OF COMMERCE SYSTEM	<ul style="list-style-type: none"> Minister of Economy 									
TYPE OF AFFILIATION	<ul style="list-style-type: none"> Automatic 									
TOTAL NUMBER OF MEMBERS REPRESENTED BY THE ORGANISATION	<ul style="list-style-type: none"> 8 000 									
TYPE OF MEMBERS	<ul style="list-style-type: none"> Companies 									
MEMBERSHIP INFO										
SIZE OF ENTERPRISES	 <table border="1" style="margin-left: auto; margin-right: auto;"> <caption>Enterprise Size Distribution</caption> <thead> <tr> <th>Size</th> <th>Percentage</th> </tr> </thead> <tbody> <tr> <td>Large</td> <td>13%</td> </tr> <tr> <td>Small</td> <td>16%</td> </tr> <tr> <td>Medium</td> <td>71%</td> </tr> </tbody> </table>		Size	Percentage	Large	13%	Small	16%	Medium	71%
Size	Percentage									
Large	13%									
Small	16%									
Medium	71%									
SECTOR OF MEMBER ENTERPRISES	 <table border="1" style="margin-left: auto; margin-right: auto;"> <caption>Sector Distribution</caption> <thead> <tr> <th>Sector</th> <th>Percentage</th> </tr> </thead> <tbody> <tr> <td>Tertiary sector</td> <td>18.00%</td> </tr> <tr> <td>Secondary sector</td> <td>82.00%</td> </tr> </tbody> </table>		Sector	Percentage	Tertiary sector	18.00%	Secondary sector	82.00%		
Sector	Percentage									
Tertiary sector	18.00%									
Secondary sector	82.00%									
QUALITY STARDARDS	Association	None								
	Local Chambers	None								
CONTACT	<p> Name: Ilir Zhilla, Chaiman Address: Blvd. Zhan D'Ark, 23 Tirane, 1010 - Albania Phone: +355 4 22 47 105, ext 45 Fax: +355 4 22 47 105 E-mail: uccial@abissnet.com.al Website : www.uccial.gov.al </p>									

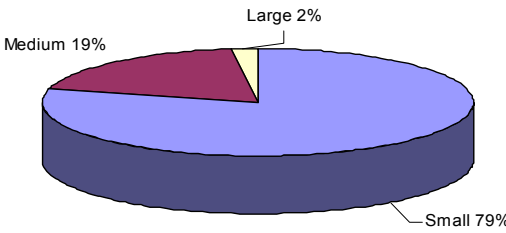
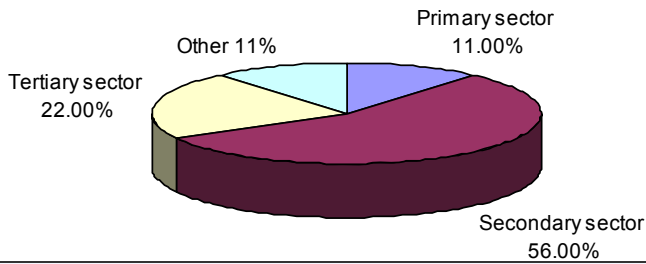
BOSNIA AND HERZEGOVINA

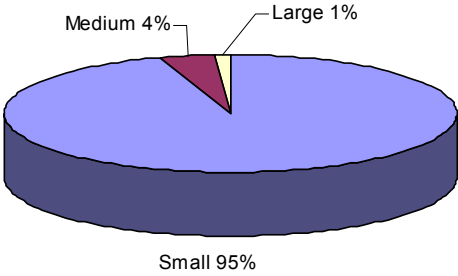
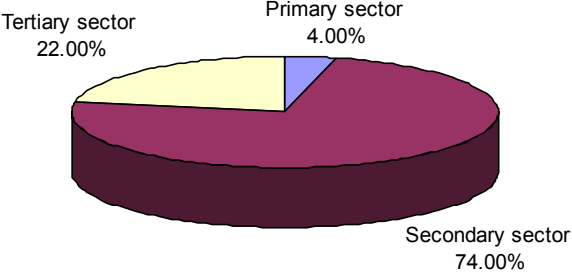
MEMBER OF EUROCHAMBRES	FOREIGN TRADE CHAMBER OF BOSNIA AND HERZEGOVINA (VANJSKOTRGOVINSKA/SPOLJNOTRGOVINSKA KOMORA BOSNE I HERCEGOVINE)											
REGIONAL CHAMBERS	<ul style="list-style-type: none"> 2 entity CCI and Brcko District CCI, 10 cantonal CCI and 5 regional CCI 											
LOCAL CHAMBERS	<ul style="list-style-type: none"> None 											
CHAMBERS OFFICES/ CHAMBERS ABROAD												
DESION-MAKING BODIES AND MANDATE	<ul style="list-style-type: none"> General Assembly Managing Board Supervising Board Presidents (4 year mandate – 3 presidents rotating every 16 months) 											
ACTIVITIES	<ul style="list-style-type: none"> Representing the general interests of business Information / Advisory service Promotion of economic development Training Arbitration and / or conciliation services Internationalisation Issuing of certificates Export promotion agency Issuing of TIR Carnets 											
PERFORMED UNDER GOVERNMENT MANDATE												
(*Tasks exclusive to Chambers)												
FINANCING (% of total revenue)	<ul style="list-style-type: none"> Members' contributions (70%) Services (22%) Other (8%) 											
MOST RECENT LEGISLATIVE BASIS FOR CHAMBERS (adopted by Parliament*)	<ul style="list-style-type: none"> 2001 											
DO YOU PARTICIPATE TO THE TRIPARTITE SOCIAL DIALOGUE AT NATIONAL LEVEL?	<ul style="list-style-type: none"> There is none 											
BODY OVERSEEING CHAMBERS OF COMMERCE SYSTEM	<ul style="list-style-type: none"> None 											
TYPE OF AFFILIATION	<ul style="list-style-type: none"> Automatic 											
TOTAL NUMBER OF MEMBERS REPRESENTED BY THE ORGANISATION	<ul style="list-style-type: none"> 13 000 											
TYPE OF MEMBERS	<ul style="list-style-type: none"> Companies 											
MEMBERSHIP INFO												
SIZE OF ENTERPRISES	 <table border="1" style="margin-left: auto; margin-right: auto;"> <caption>Size of Enterprises</caption> <thead> <tr> <th>Size</th> <th>Percentage</th> </tr> </thead> <tbody> <tr> <td>Small</td> <td>97%</td> </tr> <tr> <td>Medium</td> <td>3%</td> </tr> <tr> <td>Large</td> <td>-</td> </tr> </tbody> </table>		Size	Percentage	Small	97%	Medium	3%	Large	-		
Size	Percentage											
Small	97%											
Medium	3%											
Large	-											
SECTOR OF MEMBER ENTERPRISES	 <table border="1" style="margin-left: auto; margin-right: auto;"> <caption>Sector of Member Enterprises</caption> <thead> <tr> <th>Sector</th> <th>Percentage</th> </tr> </thead> <tbody> <tr> <td>Secondary sector</td> <td>68.00%</td> </tr> <tr> <td>Tertiary sector</td> <td>22.00%</td> </tr> <tr> <td>Other</td> <td>7%</td> </tr> <tr> <td>Primary sector</td> <td>3.00%</td> </tr> </tbody> </table>		Sector	Percentage	Secondary sector	68.00%	Tertiary sector	22.00%	Other	7%	Primary sector	3.00%
Sector	Percentage											
Secondary sector	68.00%											
Tertiary sector	22.00%											
Other	7%											
Primary sector	3.00%											
QUALITY STARDARDS	Association	EN ISO 9001										
	Local Chambers	None										
CONTACT	<p>Name: Tarik Đodić (Secretary General) Address: Branislava Đurđeva 10, 71000, Sarajevo, Bosnia-Herzegovina Phone: +387 33 56 62 53 Fax: +387 33 214 292 E-mail: cis@komorabih.ba Website : www.komorabih.ba</p>											

CROATIA									
MEMBER OF EUROCHAMBRES	CROATIAN CHAMBER OF ECONOMY (HRVATSKA GOSPODARSKA KOMORA)								
REGIONAL CHAMBERS									
LOCAL CHAMBERS	<ul style="list-style-type: none"> • 20 County Chambers • None 								
CHAMBERS OFFICES/ CHAMBERS ABROAD									
DESION-MAKING BODIES AND MANDATE	<ul style="list-style-type: none"> • General Assembly • Management Board • President (re-elected 4 years) • Supervisory Board • Court of Honour • Permanent Court of Arbitration 								
ACTIVITIES	<ul style="list-style-type: none"> • Representing the general interests of business • Information / Advisory Service • Promotion of economic development • Training • Arbitration and / or conciliation services • Internationalisation • Issuing of certificates 								
PERFORMED UNDER GOVERNMENT MANDATE									
(*Tasks exclusive to Chambers)									
FINANCING (% of total revenue)	<ul style="list-style-type: none"> • Members' contributions (91%) • Sales of Services (9%) 								
MOST RECENT LEGISLATIVE BASIS FOR CHAMBERS (adopted by Parliament*)	<ul style="list-style-type: none"> • 1991 								
DO YOU PARTICIPATE TO THE TRIPARTITE SOCIAL DIALOGUE AT NATIONAL LEVEL?	<ul style="list-style-type: none"> • N/A 								
BODY OVERSEEING CHAMBERS OF COMMERCE SYSTEM	<ul style="list-style-type: none"> • General Assembly 								
TYPE OF AFFILIATION	<ul style="list-style-type: none"> • Automatic 								
TOTAL NUMBER OF MEMBERS REPRESENTED BY THE ORGANISATION	<ul style="list-style-type: none"> • 83 187 								
TYPE OF MEMBERS	<ul style="list-style-type: none"> • Companies 								
MEMBERSHIP INFO									
SIZE OF ENTERPRISES	 <table border="1"> <caption>Enterprise Size Distribution</caption> <thead> <tr> <th>Size</th> <th>Percentage</th> </tr> </thead> <tbody> <tr> <td>Small</td> <td>95%</td> </tr> <tr> <td>Medium</td> <td>4%</td> </tr> <tr> <td>Large</td> <td>1%</td> </tr> </tbody> </table>	Size	Percentage	Small	95%	Medium	4%	Large	1%
Size	Percentage								
Small	95%								
Medium	4%								
Large	1%								
SECTOR OF MEMBER ENTERPRISES	 <table border="1"> <caption>Sector of Member Enterprises</caption> <thead> <tr> <th>Sector</th> <th>Percentage</th> </tr> </thead> <tbody> <tr> <td>Primary sector</td> <td>2.00%</td> </tr> <tr> <td>Secondary sector</td> <td>62.00%</td> </tr> <tr> <td>Tertiary sector</td> <td>36.00%</td> </tr> </tbody> </table>	Sector	Percentage	Primary sector	2.00%	Secondary sector	62.00%	Tertiary sector	36.00%
Sector	Percentage								
Primary sector	2.00%								
Secondary sector	62.00%								
Tertiary sector	36.00%								
QUALITY STARDARDS	<table border="1"> <thead> <tr> <th>Association</th> <th>Local Chambers</th> </tr> </thead> <tbody> <tr> <td>ISO 9001:2000, since 2003.</td> <td>ISO 9001:2008, since 2009</td> </tr> <tr> <td></td> <td>100%</td> </tr> </tbody> </table>	Association	Local Chambers	ISO 9001:2000, since 2003.	ISO 9001:2008, since 2009		100%		
Association	Local Chambers								
ISO 9001:2000, since 2003.	ISO 9001:2008, since 2009								
	100%								
CONTACT	<p>Name: Dragica Martinovic (Director) Brussels Representative office: Address: Avenue Palmerston 2, B-1000, Brussels, Belgium Phone: +32 2 234 39 20 Fax: +32 2 234 3929 E-mail: cce.brussels@skynet.be Website : www.hqk.hr</p>								

FYR OF MACEDONIA

MEMBER OF EUROCHAMBRES	ECONOMIC CHAMBER OF FYR OF MACEDONIA (STOPANSKA KOMORA NA MAKEDONIJA)											
REGIONAL CHAMBERS	<ul style="list-style-type: none"> Network of 15 Regional Chambers 											
LOCAL CHAMBERS	<ul style="list-style-type: none"> None 											
CHAMBERS OFFICES/ CHAMBERS ABROAD												
DESION-MAKING BODIES AND MANDATE	<ul style="list-style-type: none"> General Assembly (re-elected every 5 years) Managing Board (every 5 years) Chairman of the Assembly (5 years) President (5 years) 											
ACTIVITIES	<ul style="list-style-type: none"> Representing the general interests of business Information / Advisory Service Promotion of economic development Training Arbitration and / or conciliation services Internationalisation Issuing of certificates 											
PERFORMED UNDER GOVERNMENT MANDATE	<ul style="list-style-type: none"> Issuing of certificates Social partner at government level 											
(*Tasks exclusive to Chambers)												
FINANCING (% of total revenue)	<ul style="list-style-type: none"> Members' contributions (60%) Sales of Services (40%) 											
MOST RECENT LEGISLATIVE BASIS FOR CHAMBERS (adopted by Parliament*)	<ul style="list-style-type: none"> 2004 											
DO YOU PARTICIPATE TO THE TRIPARTITE SOCIAL DIALOGUE AT NATIONAL LEVEL?	<ul style="list-style-type: none"> N/A 											
BODY OVERSEEING CHAMBERS OF COMMERCE SYSTEM	<ul style="list-style-type: none"> None 											
TYPE OF AFFILIATION	<ul style="list-style-type: none"> Voluntary 											
TOTAL NUMBER OF MEMBERS REPRESENTED BY THE ORGANISATION	<ul style="list-style-type: none"> 15 000 											
TYPE OF MEMBERS	<ul style="list-style-type: none"> Companies 											
MEMBERSHIP INFO												
SIZE OF ENTERPRISES	 <table border="1" style="margin-top: 10px; width: 100%; border-collapse: collapse;"> <caption>Enterprise Size Distribution</caption> <thead> <tr> <th>Size</th> <th>Percentage</th> </tr> </thead> <tbody> <tr> <td>Small</td> <td>78%</td> </tr> <tr> <td>Large</td> <td>13%</td> </tr> <tr> <td>Medium</td> <td>9%</td> </tr> </tbody> </table>		Size	Percentage	Small	78%	Large	13%	Medium	9%		
Size	Percentage											
Small	78%											
Large	13%											
Medium	9%											
SECTOR OF MEMBER ENTERPRISES	 <table border="1" style="margin-top: 10px; width: 100%; border-collapse: collapse;"> <caption>Sector Distribution</caption> <thead> <tr> <th>Sector</th> <th>Percentage</th> </tr> </thead> <tbody> <tr> <td>Secondary sector</td> <td>74.00%</td> </tr> <tr> <td>Primary sector</td> <td>14.00%</td> </tr> <tr> <td>Tertiary sector</td> <td>6.00%</td> </tr> <tr> <td>Other</td> <td>6.00%</td> </tr> </tbody> </table>		Sector	Percentage	Secondary sector	74.00%	Primary sector	14.00%	Tertiary sector	6.00%	Other	6.00%
Sector	Percentage											
Secondary sector	74.00%											
Primary sector	14.00%											
Tertiary sector	6.00%											
Other	6.00%											
QUALITY STARDARDS	Association	None										
	Local Chambers	None										
CONTACT	<p>Name: Jelisaveta Georgieva (Secretary General) Address: Dimitrie Cupovski 13, 1000, Skopje, Macedonia Phone: +389 2 31 17101 Fax: + 389 2 3116210 E-mail: jelisaveta@mchamber.mk Website : www.mchamber.mk</p>											

MONTENEGRO												
MEMBER OF EUROCHAMBRES	CHAMBER OF ECONOMY OF MONTENEGRO (PRIVREDNA KOMORA CRNE GORE)											
REGIONAL CHAMBERS	<ul style="list-style-type: none"> None 											
LOCAL CHAMBERS	<ul style="list-style-type: none"> None 											
CHAMBERS OFFICES/ CHAMBERS ABROAD												
DESION-MAKING BODIES AND MANDATE	<ul style="list-style-type: none"> General Assembly (re-elected every 4 years) Executive Board (every 4 years) President (every 4 years) 											
ACTIVITIES	<ul style="list-style-type: none"> Information / Advisory Service Promotion of economic development: fairs, delegations Training Internationalisation 											
PERFORMED UNDER GOVERNMENT MANDATE	<ul style="list-style-type: none"> Export documentation* Arbitration and / or conciliation services Representing the general interests of business 											
(*Tasks exclusive to Chambers)												
FINANCING (% of total revenue)	<ul style="list-style-type: none"> Members' contributions (70-80%) Sales of Services (10-15%) Public certificates (10-15%) 											
MOST RECENT LEGISLATIVE BASIS FOR CHAMBERS (adopted by Parliament*)	<ul style="list-style-type: none"> Law on Chamber of Economy of Montenegro, 1998 											
DO YOU PARTICIPATE TO THE TRIPARTITE SOCIAL DIALOGUE AT NATIONAL LEVEL?	<ul style="list-style-type: none"> NO 											
BODY OVERSEEING CHAMBERS OF COMMERCE SYSTEM	<ul style="list-style-type: none"> The Assembly of the Chamber of Economy of Montenegro 											
TYPE OF AFFILIATION	<ul style="list-style-type: none"> Automatic 											
TOTAL NUMBER OF MEMBERS REPRESENTED BY THE ORGANISATION	<ul style="list-style-type: none"> 10 800 											
TYPE OF MEMBERS	<ul style="list-style-type: none"> Companies 											
MEMBERSHIP INFO												
SIZE OF ENTERPRISES	 <table border="1"> <caption>Enterprise Size Distribution</caption> <thead> <tr> <th>Size</th> <th>Percentage</th> </tr> </thead> <tbody> <tr> <td>Small</td> <td>79%</td> </tr> <tr> <td>Medium</td> <td>19%</td> </tr> <tr> <td>Large</td> <td>2%</td> </tr> </tbody> </table>		Size	Percentage	Small	79%	Medium	19%	Large	2%		
Size	Percentage											
Small	79%											
Medium	19%											
Large	2%											
SECTOR OF MEMBER ENTERPRISES	 <table border="1"> <caption>Sector of Member Enterprises</caption> <thead> <tr> <th>Sector</th> <th>Percentage</th> </tr> </thead> <tbody> <tr> <td>Secondary sector</td> <td>56.00%</td> </tr> <tr> <td>Tertiary sector</td> <td>22.00%</td> </tr> <tr> <td>Other</td> <td>11%</td> </tr> <tr> <td>Primary sector</td> <td>11.00%</td> </tr> </tbody> </table>		Sector	Percentage	Secondary sector	56.00%	Tertiary sector	22.00%	Other	11%	Primary sector	11.00%
Sector	Percentage											
Secondary sector	56.00%											
Tertiary sector	22.00%											
Other	11%											
Primary sector	11.00%											
QUALITY STARDARDS	Association	None										
	Local Chambers	None										
CONTACT	Name: Ksenija Đukanović Address: Novaka Miloševa 29/II, 81000, Podgorica, Montenegro Phone: + 382 20 230 423 Fax: + 382 20 230 493 + 382 20 230 544 E-mail: kdjukanovic@pkcg.org Website: www.pkcg.org											

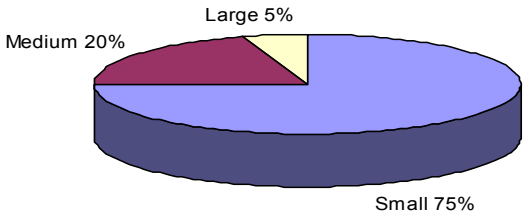
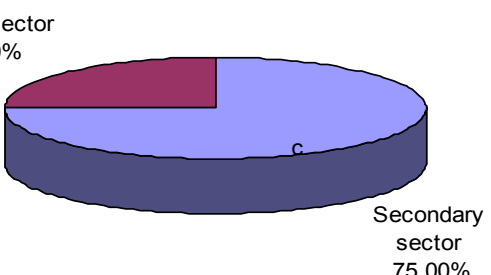
SERBIA					
MEMBER OF EUROCHAMBRES	SERBIAN CHAMBER OF COMMERCE (PRIVREDNA KOMORA SRBIJE)				
REGIONAL CHAMBERS	<ul style="list-style-type: none"> 16 Regional Chambers in Serbia, 2 Provincial Chambers in Serbia - Vojvodina and Kosovo 				
LOCAL CHAMBERS	<ul style="list-style-type: none"> 1 local (Municipal) Chamber 				
CHAMBERS OFFICES/ CHAMBERS ABROAD					
DESION-MAKING BODIES AND MANDATE	<ul style="list-style-type: none"> General Assembly (re-elected every 4 years) Executive Board (every 4 years) President (every 4 years) 				
ACTIVITIES	<ul style="list-style-type: none"> Information / Advisory Service Promotion of economic development: fairs, delegations Training Internationalisation Export documentation* Arbitration and / or conciliation services Representing the general interests of business 				
PERFORMED UNDER GOVERNMENT MANDATE					
(*Tasks exclusive to Chambers)					
FINANCING (% of total revenue)	<ul style="list-style-type: none"> Members' contributions (62,92%) Other (37,08%) 				
MOST RECENT LEGISLATIVE BASIS FOR CHAMBERS (adopted by Parliament*)	<ul style="list-style-type: none"> Novembers 2001 and May 2009 (amendment) 				
DO YOU PARTICIPATE TO THE TRIPARTITE SOCIAL DIALOGUE AT NATIONAL LEVEL?	<ul style="list-style-type: none"> N/A 				
BODY OVERSEEING CHAMBERS OF COMMERCE SYSTEM	<ul style="list-style-type: none"> Regulatory Board 				
TYPE OF AFFILIATION	<ul style="list-style-type: none"> Automatic 				
TOTAL NUMBER OF MEMBERS REPRESENTED BY THE ORGANISATION	<ul style="list-style-type: none"> 87 213 				
TYPE OF MEMBERS	<ul style="list-style-type: none"> Companies 				
MEMBERSHIP INFO					
SIZE OF ENTERPRISES	 <p>Small 95% Medium 4% Large 1%</p>				
SECTOR OF MEMBER ENTERPRISES	 <p>Secondary sector 74.00% Tertiary sector 22.00% Primary sector 4.00%</p>				
QUALITY STARDARDS	<table border="1"> <tr> <td>Association</td> <td>ISO 9001: 2008, (First certification in 2005)</td> </tr> <tr> <td>Local Chambers</td> <td>42 %, ISO 9001: 2000 or ISO 9001:2008</td> </tr> </table>	Association	ISO 9001: 2008, (First certification in 2005)	Local Chambers	42 %, ISO 9001: 2000 or ISO 9001:2008
Association	ISO 9001: 2008, (First certification in 2005)				
Local Chambers	42 %, ISO 9001: 2000 or ISO 9001:2008				
CONTACT	<p>Name: Gordana Zrnić (Delegate) Address: Bld. du Roi Albert II 30, Box 46, 1000, Brussels, Belgium Phone: +32 2 201 59 60 Fax: +32 2 201 19 29 E-mail: brussels@pks.rs Website: www.pks.rs</p>				

EFTA COUNTRIES

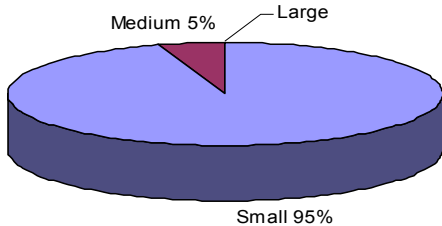
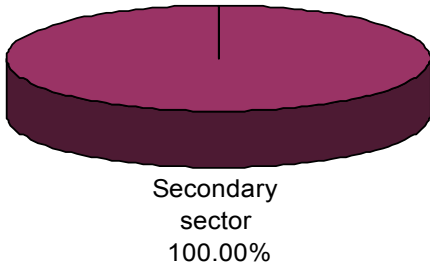
ICELAND												
MEMBER OF EUROCHAMBRES		ICELAND CHAMBER OF COMMERCE (VIÐSKIPTARAD ISLANDS)										
REGIONAL CHAMBERS		• None										
LOCAL CHAMBERS		• None										
CHAMBERS OFFICES/ CHAMBERS ABROAD												
DESION-MAKING BODIES AND MANDATE		<ul style="list-style-type: none"> • Board of Directors (re-elected every 2 years) • Executive Board (2 years) 										
ACTIVITIES		<ul style="list-style-type: none"> • Representing the general interests of business • Information / Advisory Service • Promotion of economic development • Promotion of educational progress • Training • Arbitration and / or conciliation services • Issuing of certificates • Internationalisation • Export Documentation* 										
PERFORMED UNDER GOVERNMENT MANDATE												
(*Tasks exclusive to Chambers)												
FINANCING (% of total revenue)		<ul style="list-style-type: none"> • Members' contributions (50%) • Sales of Services (20%) • Individual projects funding (30%) 										
MOST RECENT LEGISLATIVE BASIS FOR CHAMBERS (adopted by Parliament*)		• No legislation exists										
DO YOU PARTICIPATE TO THE TRIPARTITE SOCIAL DIALOGUE AT NATIONAL LEVEL?		• N/A										
BODY OVERSEEING CHAMBERS OF COMMERCE SYSTEM		• IPSEPS Executive Committee										
TYPE OF AFFILIATION		• Voluntary										
TOTAL NUMBER OF MEMBERS REPRESENTED BY THE ORGANISATION		• 290										
TYPE OF MEMBERS		• Companies										
MEMBERSHIP INFO												
SIZE OF ENTERPRISES		<table border="1"> <caption>Enterprise Size Distribution</caption> <thead> <tr> <th>Size</th> <th>Percentage</th> </tr> </thead> <tbody> <tr> <td>Small</td> <td>72%</td> </tr> <tr> <td>Medium</td> <td>17%</td> </tr> <tr> <td>Large</td> <td>11%</td> </tr> </tbody> </table>	Size	Percentage	Small	72%	Medium	17%	Large	11%		
Size	Percentage											
Small	72%											
Medium	17%											
Large	11%											
SECTOR OF MEMBER ENTERPRISES		<table border="1"> <caption>Sector of Member Enterprises</caption> <thead> <tr> <th>Sector</th> <th>Percentage</th> </tr> </thead> <tbody> <tr> <td>Secondary sector</td> <td>65.00%</td> </tr> <tr> <td>Tertiary sector</td> <td>22.00%</td> </tr> <tr> <td>Other</td> <td>11.00%</td> </tr> <tr> <td>Primary sector</td> <td>2.00%</td> </tr> </tbody> </table>	Sector	Percentage	Secondary sector	65.00%	Tertiary sector	22.00%	Other	11.00%	Primary sector	2.00%
Sector	Percentage											
Secondary sector	65.00%											
Tertiary sector	22.00%											
Other	11.00%											
Primary sector	2.00%											
QUALITY STARDARDS												
Association		None										
Local Chambers		Only one chamber										
CONTACT		Name: Finnur Oddsson (Executive Director) Address: Kringlan 7, 103, Reykjavik, Iceland Phone: +354 510 71 00 Fax: +354 568 65 64 E-mail: info@chamber.is Website: www.chamber.is										

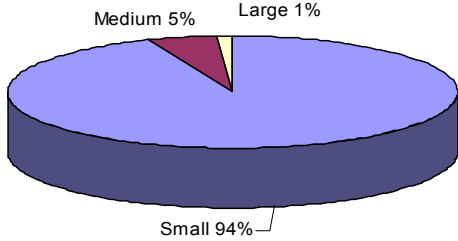
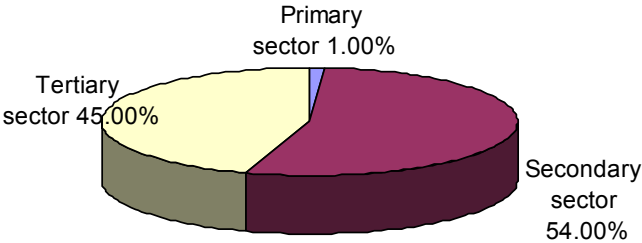
NORWAY										
MEMBER OF EUROCHAMBRES	THE ASSOCIATION OF NORWEGIAN CHAMBERS OF COMMERCE (DET NORSKE HANDELSKAMMERFORBUND)									
REGIONAL CHAMBERS	<ul style="list-style-type: none"> • 16 Regional Chambers 									
LOCAL CHAMBERS	<ul style="list-style-type: none"> • None 									
CHAMBERS OFFICES/ CHAMBERS ABROAD										
DESION-MAKING BODIES AND MANDATE										
ACTIVITIES	<ul style="list-style-type: none"> • Representing the general interests of business • Training • Arbitration and / or conciliation services • Advisory role 									
PERFORMED UNDER GOVERNMENT MANDATE										
(*Tasks exclusive to Chambers)										
FINANCING (% of total revenue)	<ul style="list-style-type: none"> • Voluntary membership contribution (100%) • Sales of Services (67%) • Other (1%) 									
MOST RECENT LEGISLATIVE BASIS FOR CHAMBERS (adopted by Parliament*)	<ul style="list-style-type: none"> • N/A 									
DO YOU PARTICIPATE TO THE TRIPARTITE SOCIAL DIALOGUE AT NATIONAL LEVEL?	<ul style="list-style-type: none"> • N/A 									
BODY OVERSEEING CHAMBERS OF COMMERCE SYSTEM	<ul style="list-style-type: none"> • Ministry of Trade and Industry 									
TYPE OF AFFILIATION	<ul style="list-style-type: none"> • Voluntary 									
TOTAL NUMBER OF MEMBERS REPRESENTED BY THE ORGANISATION	<ul style="list-style-type: none"> • 6 800 									
TYPE OF MEMBERS	<ul style="list-style-type: none"> • Companies 									
MEMBERSHIP INFO										
SECTOR OF MEMBER ENTERPRISES	<table border="1"> <caption>SECTOR OF MEMBER ENTERPRISES</caption> <thead> <tr> <th>Sector</th> <th>Percentage</th> </tr> </thead> <tbody> <tr> <td>Other</td> <td>46.00%</td> </tr> <tr> <td>Secondary sector</td> <td>32.00%</td> </tr> <tr> <td>Tertiary sector</td> <td>22.00%</td> </tr> </tbody> </table>		Sector	Percentage	Other	46.00%	Secondary sector	32.00%	Tertiary sector	22.00%
Sector	Percentage									
Other	46.00%									
Secondary sector	32.00%									
Tertiary sector	22.00%									
QUALITY STARDARDS	Association	None								
	Local Chambers	None								
CONTACT	Name: Thomas Angell (Director) Address: P.O.Box 2900 Solli, N-0230, Oslo, Norway Phone: +47 22541790 Fax: +47 22 561 700 E-mail: t.angell@hsh-org.no Website: www.dnhf.no									

SWITZERLAND

MEMBER OF EUROCHAMBRES	CHAMBERS OF COMMERCE AND INDUSTRY OF SWITZERLAND (SCHWEIZER INDUSTRIE UND HANDELSKAMMERN)									
REGIONAL CHAMBERS	<ul style="list-style-type: none"> • None 									
LOCAL CHAMBERS	<ul style="list-style-type: none"> • 19 Individual Cantonal Chambers 									
CHAMBERS OFFICES/ CHAMBERS ABROAD										
DESION-MAKING BODIES AND MANDATE	<ul style="list-style-type: none"> • General Assembly • Committee (re-elected every 3 years) • President (3 years) 									
ACTIVITIES	<ul style="list-style-type: none"> • Representing the general interests of business • Information / Advisory Service • Promotion of economic development • Arbitration and / or conciliation services • Issuing of certificates • Internationalisation • Legal services 									
PERFORMED UNDER GOVERNMENT MANDATE	<ul style="list-style-type: none"> • Export documentation* • Social partner at government level 									
(*Tasks exclusive to Chambers)										
FINANCING (% of total revenue)	<ul style="list-style-type: none"> • Members' contributions (20-60%) • Sales of services (40-80%) 									
MOST RECENT LEGISLATIVE BASIS FOR CHAMBERS (adopted by Parliament*)	<ul style="list-style-type: none"> • None 									
DO YOU PARTICIPATE TO THE TRIPARTITE SOCIAL DIALOGUE AT NATIONAL LEVEL?	<ul style="list-style-type: none"> • NO 									
BODY OVERSEEING CHAMBERS OF COMMERCE SYSTEM	<ul style="list-style-type: none"> • None (the Swiss chambers are corporations based on private law) 									
TYPE OF AFFILIATION	<ul style="list-style-type: none"> • Voluntary 									
TOTAL NUMBER OF MEMBERS REPRESENTED BY THE ORGANISATION	<ul style="list-style-type: none"> • 19 200 									
TYPE OF MEMBERS	<ul style="list-style-type: none"> • Companies 									
MEMBERSHIP INFO										
SIZE OF ENTERPRISES	 <table border="1" style="margin-left: auto; margin-right: auto;"> <caption>Enterprise Size Distribution</caption> <thead> <tr> <th>Size</th> <th>Percentage</th> </tr> </thead> <tbody> <tr> <td>Small</td> <td>75%</td> </tr> <tr> <td>Medium</td> <td>20%</td> </tr> <tr> <td>Large</td> <td>5%</td> </tr> </tbody> </table>		Size	Percentage	Small	75%	Medium	20%	Large	5%
Size	Percentage									
Small	75%									
Medium	20%									
Large	5%									
SECTOR OF MEMBER ENTERPRISES	 <table border="1" style="margin-left: auto; margin-right: auto;"> <caption>Sector of Member Enterprises</caption> <thead> <tr> <th>Sector</th> <th>Percentage</th> </tr> </thead> <tbody> <tr> <td>Tertiary sector</td> <td>25.00%</td> </tr> <tr> <td>Secondary sector</td> <td>75.00%</td> </tr> </tbody> </table>		Sector	Percentage	Tertiary sector	25.00%	Secondary sector	75.00%		
Sector	Percentage									
Tertiary sector	25.00%									
Secondary sector	75.00%									
QUALITY STARDARDS	Association	None								
	Local Chambers	None								
CONTACT	<p> Name: Hubertus Schmid (President) Address: Gallusstrasse 16, 9001 St-Gallen, Switzerland Phone: +41 (0)71 224 10 10 Fax: +41 (0)71 224 10 60 E-mail: sihk@ihk.ch Website: www.cci.ch </p>									

MEDITERRANEAN COUNTRIES

ISTRAEL						
MEMBER OF EUROCHAMBRES		FEDERATION OF ISRAELI CHAMBERS OF COMMERCE בישראל המסחר לשכות איגוד				
REGIONAL CHAMBERS		<ul style="list-style-type: none"> 6 Regional Chambers 				
LOCAL CHAMBERS		<ul style="list-style-type: none"> None 				
CHAMBERS OFFICES/ CHAMBERS ABROAD						
DESION-MAKING BODIES AND MANDATE		<ul style="list-style-type: none"> Executive Council (re-elected every 4 years) Board (4 years) President (4 years) 				
ACTIVITIES		<ul style="list-style-type: none"> Representing the general interests of business Information / Advisory Service Promotion of economic development Internationalisation Training Social partner at government level Arbitration and / or conciliation services Advisory role vis-à-vis public authorities and regions Export documentation 				
PERFORMED UNDER GOVERNMENT MANDATE		<ul style="list-style-type: none"> Issuing of ATA certificate* 				
(*Tasks exclusive to Chambers)						
FINANCING (% of total revenue)		<ul style="list-style-type: none"> Members' contributions Sales of services 				
MOST RECENT LEGISLATIVE BASIS FOR CHAMBERS (adopted by Parliament*)		<ul style="list-style-type: none"> 1919 				
DO YOU PARTICIPATE TO THE TRIPARTITE SOCIAL DIALOGUE AT NATIONAL LEVEL?		<ul style="list-style-type: none"> N/A 				
BODY OVERSEEING CHAMBERS OF COMMERCE SYSTEM		<ul style="list-style-type: none"> None 				
TYPE OF AFFILIATION		<ul style="list-style-type: none"> Voluntary 				
TOTAL NUMBER OF MEMBERS REPRESENTED BY THE ORGANISATION		<ul style="list-style-type: none"> 5 000 				
TYPE OF MEMBERS		<ul style="list-style-type: none"> Companies 				
MEMBERSHIP INFO						
SIZE OF ENTERPRISES		 <p>Small 95%</p> <p>Medium 5%</p> <p>Large</p>				
SECTOR OF MEMBER ENTERPRISES		 <p>Secondary sector 100.00%</p>				
QUALITY STARDARDS		<table border="1"> <tr> <td>Association</td> <td>None</td> </tr> <tr> <td>Local Chambers</td> <td>None</td> </tr> </table>	Association	None	Local Chambers	None
Association	None					
Local Chambers	None					
CONTACT		<p>Name: Ronnie Reiber (Director, International Relations) Address: 84 Hahashmonaim St., 67132, Tel-Aviv, Israel Phone: +972 3 563 10 17 Fax: +972 3 561 90 27 E-mail: chamber@chamber.org.il Website: www.chamber.org.il</p>				

TURKEY										
MEMBER OF EUROCHAMBRES	UNION OF CHAMBERS AND COMMODITY EXCHANGES OF TURKEY - TOBB (TÜRKİYE ODALAR VE BORSALAR BİRLİĞİ (TOBB))									
REGIONAL CHAMBERS	<ul style="list-style-type: none"> • 2 Regional Chambers of Maritime Commerce 									
LOCAL CHAMBERS	<ul style="list-style-type: none"> • 364 local Chambers and commodity exchanges 									
CHAMBERS OFFICES/ CHAMBERS ABROAD										
DESION-MAKING BODIES AND MANDATE	<ul style="list-style-type: none"> • General Assembly (re-elected every 4 years) • 5 Councils (4 years) • President (4 years) • Board (4 years) • Secretary General (appointed) 									
ACTIVITIES	<ul style="list-style-type: none"> • Representing the general interests of business • Information / Advisory service • Promotion of economic development • Training • Arbitration and / or conciliation services • Internationalisation • Advisory role vis-à-vis public authorities and regions • Management of commercial register • Issuing of certificates* • Export documentation EURO 1* • Apprenticeships* 									
PERFORMED UNDER GOVERNMENT MANDATE										
(*Tasks exclusive to Chambers)										
FINANCING (% of total revenue)	<ul style="list-style-type: none"> • Members' contributions and Sales of Services (82.52%) • Other (17.48%) 									
MOST RECENT LEGISLATIVE BASIS FOR CHAMBERS (adopted by Parliament*)	<ul style="list-style-type: none"> • May 2004 									
DO YOU PARTICIPATE TO THE TRIPARTITE SOCIAL DIALOGUE AT NATIONAL LEVEL?	<ul style="list-style-type: none"> • YES 									
BODY OVERSEEING CHAMBERS OF COMMERCE SYSTEM	<ul style="list-style-type: none"> • Ministry of Industry and Trade 									
TYPE OF AFFILIATION	<ul style="list-style-type: none"> • Automatic 									
TOTAL NUMBER OF MEMBERS REPRESENTED BY THE ORGANISATION	<ul style="list-style-type: none"> • 1 216 000 									
TYPE OF MEMBERS	<ul style="list-style-type: none"> • Companies 									
MEMBERSHIP INFO										
SIZE OF ENTERPRISES	 <table border="1"> <caption>Enterprise Size Distribution</caption> <thead> <tr> <th>Size</th> <th>Percentage</th> </tr> </thead> <tbody> <tr> <td>Small</td> <td>94%</td> </tr> <tr> <td>Medium</td> <td>5%</td> </tr> <tr> <td>Large</td> <td>1%</td> </tr> </tbody> </table>		Size	Percentage	Small	94%	Medium	5%	Large	1%
Size	Percentage									
Small	94%									
Medium	5%									
Large	1%									
SECTOR OF MEMBER ENTERPRISES	 <table border="1"> <caption>Sector of Member Enterprises</caption> <thead> <tr> <th>Sector</th> <th>Percentage</th> </tr> </thead> <tbody> <tr> <td>Tertiary sector</td> <td>45.00%</td> </tr> <tr> <td>Primary sector</td> <td>1.00%</td> </tr> <tr> <td>Secondary sector</td> <td>54.00%</td> </tr> </tbody> </table>		Sector	Percentage	Tertiary sector	45.00%	Primary sector	1.00%	Secondary sector	54.00%
Sector	Percentage									
Tertiary sector	45.00%									
Primary sector	1.00%									
Secondary sector	54.00%									
QUALITY STARDARDS	Association	ISO 9001:2008								
	Local Chambers	ISO 9001:2008								
CONTACT	Name: Mustafa Bayburtlu (Head of EU Department) Address: TOBB - Dumlupınar Bulvarı No:252 (Eskişehir Yolu 9.Km) 06530 /ANKARA, TURKEY Phone: +90 312 218 23 80 Fax: +90 312 218 23 84 E-mail: mustafa.bayburtlu@tobb.org.tr Website: www.tobb.org.tr									

TRANSNATIONAL ORGANISATIONS

INSULEUR		
MEMBER OF EUROCHAMBRES	(THE NETWORK OF INSULAR CHAMBERS OF COMMERCE AND INDUSTRY OF THE EU) RESEAU DES CHAMBRES DE COMMERCE ET D'INDUSTRIE INSULAIRES DE L'UNION EUROPEENNE	
CHAMBERS	Insular Chambers of Commerce from different EU Member States <ul style="list-style-type: none"> - 36 ordinary members - 6 associated members - 10 observer members 	
DESIGN-MAKING BODIES AND MANDATE	<ul style="list-style-type: none"> • General Assembly • President (3 years) • Board of directors (3 years) 	
INSULEURS' ACTIVITIES	<ul style="list-style-type: none"> • Information/advisory services • Advisory/consultative role vis-à-vis public authorities and regions • Representing general interests of the insular businesses • Participation in the European law making process (opinion, consultation, policy papers...) • Promotion of economic development • Issuing of reports • Participation in EU projects • Promotion of best practice exchange among members • Infrastructure management (ports, airports...) • Management of trade register • Issuing of export documentation • Support to business internationalisation • Information/Advisory service for business • Promotion of economic development • Training • Arbitration and/or conciliation services 	
MEMBERS' ACTIVITIES		
(*Tasks exclusive to Chambers)		
FINANCING (% of total revenue)	<ul style="list-style-type: none"> • Members' contributions (100%) 	
MOST RECENT LEGISLATIVE BASIS FOR CHAMBERS (adopted by Parliament*)	<ul style="list-style-type: none"> • None 	
DO YOU PARTICIPATE TO THE TRIPARTITE SOCIAL DIALOGUE AT NATIONAL LEVEL?	<ul style="list-style-type: none"> • NO 	
TYPE OF AFFILIATION	<ul style="list-style-type: none"> • Voluntary 	
TOTAL NUMBER OF MEMBERS REPRESENTED BY THE ORGANISATION		
TYPE OF MEMBERS	<ul style="list-style-type: none"> • Insular Chambers of Commerce 	
MEMBERSHIP INFO	N/A	
QUALITY STANDARDS	Association	None
	Local Chambers	None
CONTACT	Name: Carine Piaguet (Advisor) Address: 19 AD av. des Arts, Brussels, Belgium Phone: +32 2 221 04 34 Fax: +32 (02) 217.69.87 E-mail: c.piaguet@acfc.cci.fr Website: www.insuleur.org	

ANNEX

Definitions

- The abbreviation “CCI” means Chamber of Commerce and Industry
- The different kinds of membership are full, affiliate and correspondent:
 - Full members are legal persons set up in the member states of the EU. They have voting rights and the full right to participate in the Plenary Assemblies as well as in the working groups set up by EUROCHAMBRES.
 - Affiliated members are legal persons set up in European countries not part of the EU. They have voting rights and have the full right to participate in the Plenary Assemblies as well as in the working groups set up by EUROCHAMBRES.
 - Correspondent members are organisations coming from non-European countries or regional transnational Chamber organisations. They are entitled to take part in the Plenary assemblies of EUROCHAMBRES without the right to vote. They may be invited by the President to take part in other meetings called by EUROCHAMBRES.
- The classification of member enterprises by size relies on the following criteria:
 - Small enterprises: 1-49 employees (including micro enterprises:1-10 employees)
 - Medium enterprises: 50-249 employees
 - Large enterprises: 250 or more employees

Methodology

All figures published in this brochure are based on data provided by EUROCHAMBRES' members and updated regularly.

Whenever data was not provided, it is shown as N/A.

Notes on calculations concerning the number of Chambers in the network:

- Our figures total the number of Chambers by country.
- We add all local and regional Chambers.
- Sector associations/ departments/ branches of members of the national association are not taken into account while calculating.
- Chambers of Commerce in third countries are not part of these calculations even if they are full members of the association.



EUROCHAMBRES

CHAMBER HOUSE

Avenue des Arts, 19/A-D
1000 Brussels - Belgium

Tel: +32 2 282 08 50

Fax: +32 2 230 00 38

www.eurochambres.eu

eurochambres@eurochambres.eu